

4.50"

COPY AREA
7.50"

7.75"



PROLINE[®]

480 SC Fungicide

Net Contents:

2.5 Gallons

PROTHIOCONAZOLE GROUP 3 FUNGICIDE

For control of specified diseases on listed crops.

ACTIVE INGREDIENT:

Prothioconazole, 2-[2-(1-Chlorocyclopropyl)-3-(2-chlorophenyl)-2-hydroxypropyl]-1,2-dihydro-3H-1,2,4-triazole-3-thione **41.0%**

OTHER INGREDIENTS: **59.0%**

Contains 4 pounds Prothioconazole per gallon **TOTAL: 100.0%**

EPA Reg. No. 264-825

KEEP OUT OF REACH OF CHILDREN CAUTION

For **MEDICAL** And **TRANSPORTATION** Emergencies **ONLY**
Call 24 Hours A Day 1-800-334-7577

For **PRODUCT USE** Information Call 1-866-99BAYER (1-866-992-2937)

Please refer to booklet for additional precautionary statements and directions for use.

Produced for:
Bayer CropScience LP
800 N. Lindbergh Blvd.
St. Louis, MO 63167

PROLINE is a registered trademark of Bayer.
©2019 Bayer CropScience

190322C 05/19

US61380068C

4.25"

COPY AREA

4.50"

FIRST AID

IF SWALLOWED:	<ul style="list-style-type: none"> • Immediately call a poison control center or doctor for treatment advice. • Have person sip a glass of water if able to swallow. • Do not induce vomiting unless told to do so by a poison control center or doctor. • Do not give anything by mouth to an unconscious person.
IF INHALED:	<ul style="list-style-type: none"> • Move person to fresh air. • If person is not breathing, call 911 or an ambulance, then give artificial respiration, preferably mouth-to-mouth if possible. • Call a poison control center or doctor for further treatment advice.
IF ON SKIN OR CLOTHING:	<ul style="list-style-type: none"> • Take off contaminated clothing. • Rinse skin immediately with plenty of water for 15-20 minutes. • Call a poison control center or doctor for treatment advice.
IF IN EYES:	<ul style="list-style-type: none"> • Hold eye open and rinse slowly and gently with water for 15-20 minutes. • Remove contact lenses, if present, after the first 5 minutes, then continue rinsing eye. • Call a poison control center or doctor for treatment advice.
<p>For MEDICAL Emergencies Call 24 Hours A Day 1-800-334-7577. Have the product container or label with you when calling a poison control center or doctor or going for treatment.</p>	
<p>NOTE TO PHYSICIAN: No specific antidote. Treat symptomatically.</p>	

COPY AREA

7.375"

7.75"

PRECAUTIONARY STATEMENTS

HAZARD (TO HUMANS AND DOMESTIC ANIMALS)

CAUTION

Harmful if swallowed or inhaled. Causes moderate eye irritation. Avoid contact with eyes and clothing. Avoid breathing vapor or spray mist. Wash thoroughly with soap and water after handling and before eating, drinking, chewing gum, or using tobacco. Remove and wash contaminated clothing before reuse.

Personal Protective Equipment

Applicators and other handlers must wear:

- Long-sleeved shirt and long pants
- Chemical resistant gloves made of any waterproof material
- Shoes plus socks

Follow manufacturer's instructions for cleaning/maintaining PPE. If no such instructions exist for washables, use detergent and hot water. Keep and wash PPE separately from other laundry.

Engineering Control Statements

When handlers use closed systems, enclosed cabs, or aircraft in a manner that meets the requirements listed in the Worker Protection Standard (WPS) for agricultural pesticides [40 CFR 170.240(d)(4-6)], the handler PPE requirements may be reduced or modified as specified in the WPS.

4.0625"

COPY AREA

4.50"

User Safety Recommendations

Users should:

- Wash hands before eating, drinking, chewing gum, using tobacco, or using the toilet.
- Remove clothing/PPE immediately if pesticide gets inside. Then wash thoroughly and put on clean clothing.
- Remove PPE immediately after handling this product. Wash the outside of gloves before removing. As soon as possible, wash thoroughly and change into clean clothing.

ENVIRONMENTAL HAZARDS

This product is toxic to estuarine/marine invertebrates, and freshwater/estuaries/marine aquatic plants. Do not apply directly to water, or to areas where surface water is present or to intertidal areas below the mean high water mark. Do not contaminate water when disposing of equipment washwater or rinsate.

Prothioconazole-desthio (a degradate of prothioconazole) is known to leach through soil into ground water under certain conditions as a result of label use. Use of this chemical in areas where soils are permeable, particularly where the water table is shallow, may result in ground-water contamination.

Drift and runoff are hazardous to aquatic organisms in water adjacent to treated areas. This product has a high potential for runoff for several months or more after application. Poorly draining soils and soils with shallow water tables are more prone to produce runoff that contains this product. A level, well maintained vegetative buffer strip between areas to which this product is applied and surface water features such as ponds, streams, and springs will reduce the potential for contamination of water from rainfall-runoff. Runoff of this product will be reduced by avoiding applications when rainfall is forecasted to occur within 48 hours.

DIRECTIONS FOR USE

It is a violation of federal law to use this product in a manner inconsistent with its labeling.

Do not apply this product in a way that will contact workers or other persons, either directly or through drift. Only protected handlers may be in the area during application. For any requirements specific to your State or Tribe, consult the agency responsible for pesticide regulation.

AGRICULTURAL USE REQUIREMENTS

Use this product only in accordance with its labeling and with the Worker Protection Standard, 40 CFR part 170. This Standard contains requirements for the protection of agricultural workers on farms, forests, nurseries, and greenhouses, and handlers of agricultural pesticides. It contains requirements for training, decontamination, notification, and emergency assistance. It also contains specific instructions and exceptions pertaining to the statements on this label about personal protective equipment (PPE) and restricted-entry interval and notification to workers (as applicable). The requirements in this box only apply to uses of this product that are covered by the Worker Protection Standard.

Do not enter or allow worker entry into treated areas during the restricted-entry interval (REI) of 12 hours.

PPE required for early entry to treated areas that is permitted under the Worker Protection Standard and that involves contact with anything that has been treated, such as plants, soil, or water is:

- Coveralls
- Chemical-resistant gloves made of any waterproof material.
- Shoes plus socks

COPY AREA

7.375"

7.75"

4.0625"

COPY AREA

4.50"

COPY AREA

7.375"

PRODUCT INFORMATION

PROLINE® 480 SC Fungicide is a broad-spectrum systemic fungicide for the control of Ascomycetes, Basidiomycetes and Deuteromycetes diseases in a variety of crops including barley, buckwheat, bushberry subgroup, low growing berry subgroup (except strawberry), corn, cotton, cucurbit vegetables, dry shelled pea and bean crop subgroup, millet, oats, peanuts, rapeseed subgroup 20A (including canola and *Brassica carinata*), rye, soybean, sugar beets, triticale, wheat; conifer and hardwood nursery seeds and seedlings. Under conditions conducive to extended infection periods or high disease pressure, additional fungicide applications beyond the number allowed by this label may be needed. Under these conditions use another fungicide registered for the crop/disease. Equipment must be properly calibrated before use.

FUNGICIDE RESISTANCE MANAGEMENT (FRAC) RECOMMENDATIONS

For resistance management, PROLINE 480 SC Fungicide contains a Group 3 fungicide. Any fungal population may contain individuals naturally resistant to PROLINE 480 SC Fungicide and other Group 3 fungicides. A gradual or total loss of pest control may occur over time if these fungicides are used repeatedly in the same fields. Appropriate resistance-management strategies should be followed.

To delay fungicide resistance, take one or more of the following steps:

- Rotate the use of PROLINE 480 SC Fungicide or other Group 3 fungicides within a growing season sequence with different groups that control the same pathogens.
- Use tank mixtures with fungicide from a different group that are equally effective on the target pest when such use is permitted. Use at least the minimum application rate as labeled by the manufacturer.
- Adopt an integrated disease management program for fungicide use that includes scouting, uses historical information related to pesticide use, and crop rotation, and which considers host plant resistance, impact of environmental conditions on disease development, disease thresholds, as well as cultural, biological and other chemical control practices.
- Where possible, make use of predictive disease models to effectively time fungicide applications. Note that using predictive models alone is not sufficient to manage resistance.
- Monitor treated fungal/bacterial populations for resistance development.
- Contact your local extension specialist or certified crop advisor for any additional pesticide resistance-management and/or IPM recommendations for specific crops and pathogens.
- For further information or to report suspected resistance contact Bayer CropScience at 1-866-99BAYER (1-866-992-2937). You can also contact your pesticide distributor or university extension specialist to report resistance.

Spray Equipment/Volumes

PROLINE 480 SC Fungicide may be applied by either ground, aerial and/or chemigation application equipment. Refer to the USE DIRECTIONS FOR SPECIFIC CROPS section of this label for approved applications for each crop.

Apply in a minimum of 10 gallons of spray solution per acre by ground sprayer. Apply in a minimum of 5 gallons of spray solution per acre by aircraft spray equipment unless stated differently elsewhere in this label. Check equipment calibration frequently. Complete coverage and uniform application are essential for the most effective results, especially when lower spray volumes are applied. If necessary, increase the spray volume per acre for complete crop coverage.

Mixing Procedures

It is the pesticide user's responsibility to ensure that all products are registered for the intended use. Read and follow the applicable restrictions and limitations and directions for use on all product labels involved in tank mixing. Users must follow the most restrictive directions for use and precautionary statements of each product in the tank mixture.

(continued)

4.0625"
COPY AREA

7.75"

4.50"

COPY AREA

7.375"

Prepare no more spray mixture than is necessary for the immediate operation. Thoroughly clean spray equipment before using this product. Maintain maximum agitation throughout the spray operation. Do not let the spray mixture stand overnight in the spray tank. Flush the spray equipment thoroughly following each use and apply the rinsate to the previously treated area or dispose of the rinsate according to local regulations.

PROLINE 480 SC Fungicide Alone: Add 1/2 of the required amount of water to the mix tank. With the agitator running, add the PROLINE 480 SC Fungicide to the tank. Continue agitation while adding the remainder of the water. Begin application of the solution after the product has completely and uniformly dispersed into the mix water. Maintain agitation until all of the mixture has been applied.

PROLINE 480 SC Fungicide + Tank-Mix Partners: Add 1/2 of the required amount of water to the mix tank. Start the agitator running before adding any of the tank-mix partners. In general, tank-mix partners should be added in this order: products packaged in water-soluble packaging, wettable powders, wettable granules (dry flowables), liquid flowables, liquids, and emulsifiable concentrates. Always allow each tank-mix partner to become fully and uniformly dispersed before adding the next product. Provide sufficient agitation while adding the remainder of the water. Maintain agitation until all of the mixture has been applied.

When using PROLINE 480 SC Fungicide in tank mixtures, all products in water-soluble packaging should be added to the tank before any other tank-mix partner, including PROLINE 480 SC Fungicide. Allow the water-soluble packaging to completely disperse before adding any other tank-mix partner to the tank.

If using PROLINE 480 SC Fungicide in a tank mixture, observe all directions for use, crop/sites, use rates, dilution ratios, precautions, and limitations; which appear on the tank-mix product label. No label dosage rate must be exceeded, and the most restrictive label precautions and limitations must be followed. This product must not be mixed with any product that prohibits such mixing. Tank mixtures or other applications of products are permitted only in those states in which the products are registered.

PROLINE 480 SC Fungicide is compatible with most insecticide, fungicide, herbicide, and foliar nutrient products. However, the physical compatibility of PROLINE 480 SC Fungicide with tank-mix partners should be tested before use. To determine the physical compatibility of PROLINE 480 SC Fungicide with other products, use a jar test, as described below.

Using a quart jar, add the proportionate amounts of the products to 1 qt. of water. Add wettable powders and water-dispersible granular products first, then liquids, and emulsifiable concentrates last. After thoroughly mixing, let stand for at least 5 minutes. If the combination remains mixed or can be remixed readily, it is physically compatible. Once compatibility has been proven, use the same procedure for adding required ingredients to the spray tank. For further information, contact your local Bayer CropScience representative.

The crop safety of all potential tank mixes including additives and other pesticides on all crops has not been tested. Before applying any tank mixture not specifically recommended on this label, the safety to the target crop should be confirmed. To test for crop safety, apply PROLINE 480 SC Fungicide to the target crop in a small area and in accordance with label instructions for the target crop.

Soilborne/Seedling Disease Control

PROLINE 480 SC Fungicide can provide control of certain soilborne/seedling diseases when applied as an in-furrow application at time of planting or as a banded application applied over the row at time of planting and up to row closure on certain crops. Refer to the USE DIRECTIONS FOR SPECIFIC CROPS section of the label to determine which crops contain recommendations for in-furrow and/or banded applications and for the optimal timings, rates and band widths of these applications.

4.0625"
COPY AREA

7.75"

4.50"

In-Furrow Application

- Apply PROLINE 480 SC Fungicide as an in-furrow application in 2.5 to 20 gallons of water at planting.
- Mount the spray nozzle such that the spray is directed into the furrow just before the seeds are covered.

Banded Application

- Apply PROLINE 480 SC Fungicide as a directed spray to the soil, using single or multiple nozzles which can be adjusted to provide uniform coverage of the lower stems and the soil surface surrounding the plants.

Rate per 1000 Row Feet	RATE OF PROLINE 480 SC FUNGICIDE FOR IN-FURROW AND BANDED APPLICATIONS (fl oz per acre)									
	15" rows	20" rows	22" rows	30" rows	32" rows	34" rows	36" rows	38" rows	40" rows	
0.075	2.61									
0.100	3.48	2.61								
0.125	4.36	3.27	2.97							
0.150	5.23	3.92	3.56	2.61						
0.175	6.10	4.57	4.16	3.05	2.86	2.69				
0.200	6.97	5.23	4.75	3.48	3.27	3.07	2.90	2.75	2.61	
0.225		5.88	5.35	3.92	3.68	3.46	3.27	3.10	2.94	
0.250		6.53	5.94	4.36	4.08	3.84	3.63	3.44	3.27	
0.275			6.53	4.79	4.49	4.23	3.99	3.78	3.59	
0.300				5.23	4.90	4.61	4.36	4.13	3.92	
0.325				5.66	5.31	5.00	4.72	4.47	4.25	
0.350				6.10	5.72	5.38	5.08	4.81	4.57	
0.375				6.53	6.13	5.77	5.45	5.16	4.90	
0.400				6.97	6.53	6.15	5.81	5.50	5.23	
0.425					6.94	6.53	6.17	5.85	5.55	
0.450						6.92	6.53	6.19	5.88	
0.475							6.90	6.53	6.21	
0.500								6.88	6.53	
0.525									6.86	
0.543									7.10	

Aerial Application: Avoid application under conditions when uniform coverage cannot be obtained or when excessive spray drift may occur. Do not apply directly to humans or animals.

Chemigation Application: Apply PROLINE 480 SC Fungicide through irrigation equipment only to crops for which chemigation is specified on this label.

PROLINE 480 SC Fungicide alone or in combination with other pesticides, which are registered for application through irrigation systems, may be applied through irrigation systems. Apply this product only through center pivot, solid set, drip, linear, or moving wheel irrigation systems. Do not apply this product through any other type of irrigation system. Illegal pesticide residues in the crop can result from nonuniform distribution of treated water. If you have questions about calibration, you should contact State Extension Service specialists, equipment manufacturers, or other experts. Do not connect an irrigation system (including greenhouse systems) used for pesticide application to a public water system, unless the pesticide label-prescribed safety devices for public water systems are in place. A person knowledgeable of the chemigation system and responsible for its operation, or under the supervision of the responsible person, shall shut the system down and make necessary adjustments should the need arise.

4.0625"
COPY AREA

COPY AREA
7.375"

7.75"

4.50"

COPY AREA

7.375"

Operating Instructions

1. The system must contain a functional check-valve, vacuum relief valve, and low-pressure drain appropriately located on the irrigation pipeline to prevent water-source contamination from backflow.
2. The pesticide injection pipeline must contain a functional, automatic, quick-closing check-valve to prevent the flow of fluid back toward the injection pump.
3. The pesticide injection pipeline must also contain a functional, normally closed, solenoid-operated valve located on the intake side of the injection pump and connected to the system interlock to prevent fluid from being withdrawn from the supply tank when the irrigation system is either automatically or manually shut down.
4. The system must contain functional interlocking controls to automatically shut off the pesticide injection pump when the water pump motor stops.
5. The irrigation line or water pump must include a functional pressure switch, which will stop the water pump motor when the water pressure decreases to the point where pesticide distribution is adversely affected.
6. Systems must use a metering pump, such as a positive displacement injection pump (e.g., diaphragm pump), effectively designed, and constructed of materials that are compatible with pesticides and capable of being fitted with a system interlock.
7. Do not apply when wind speed favors drift beyond the area intended.

Center Pivot Irrigation Equipment

Notes: (1) Use only with drive systems, which provide uniform water distribution. (2) Do not use end guns when chemigating PROLINE 480 SC Fungicide through center pivot systems because of non-uniform application.

Determine the size of the area to be treated. Determine the time required to apply 1/8-1/2 inch of water over the area to be treated when the system and injection equipment are operated at normal pressures as recommended by the equipment manufacturer. When applying PROLINE 480 SC Fungicide through irrigation equipment use the lowest obtainable water volume while maintaining uniform distribution. Run the system at 80-95% of the manufacturer's rated capacity. Using water, determine the injection pump output when operated at normal line pressure. Determine the amount of PROLINE 480 SC Fungicide required to treat the area covered by the irrigation system. Add the required amount of PROLINE 480 SC Fungicide and sufficient water to meet the injection time requirements to the solution tank. Make sure the system is fully charged with water before starting injection of the PROLINE 480 SC Fungicide solution. Time the injection to last at least as long as it takes to bring the system to full pressure. Maintain constant solution tank agitation during the injection period. Continue to operate the system until the PROLINE 480 SC Fungicide solution has cleared the sprinkler head.

Solid Set and Moving Wheel Irrigation Equipment

When applying PROLINE 480 SC Fungicide through irrigation equipment use the lowest obtainable water volume while maintaining uniform distribution. Determine the amount of PROLINE 480 SC Fungicide required to treat the area covered by the irrigation system. Add the required amount of PROLINE 480 SC Fungicide into the same quantity of water used to calibrate the injection period. Operate the system at the same pressure and time interval established during the calibration. Stop injection equipment after treatment is completed. Continue to operate the system until the PROLINE 480 SC Fungicide solution has cleared the last sprinkler head.

Using Water from Public Water Systems

Public water system means a system for the provision to the public of piped water for human consumption if such system has at least 15 service connections or regularly serves an average of at least 25 individuals daily at least 60 days out of the year. Chemigation systems connected to public water systems must contain a functional,

(continued)

4.0625"
COPY AREA

7.75"

← 4.50" →

COPY AREA
7.375"

reduced-pressure zone (RPZ), back flow preventer or the functional equivalent in the water supply line upstream from the point of pesticide introduction. As an option to the RPZ, the water from the public water system should be discharged into a reservoir tank prior to pesticide introduction. There shall be a complete physical break (air gap) between the flow outlet end of the fill pipe and the top or overflow rim of the reservoir tank of at least twice the inside diameter of the fill pipe. The pesticide injection pipeline must contain a functional, automatic, quick-closing check valve to prevent the flow of fluid back toward the injection. The pesticide injection pipeline must contain a functional, normally closed, solenoid-operated valve located on the intake side of the injection pump and connected to the system interlock to prevent fluid from being withdrawn from the supply tank when the irrigation system is either automatically or manually shut down. The system must contain functional interlocking controls to automatically shut off the pesticide injection pump when the water pump motor stops or in cases where there is no water pump, when the water pressure decreases to the point where pesticide distribution is adversely affected. Systems must use a metering pump, such as a positive displacement injection pump (e.g., diaphragm pump) effectively designed and constructed of materials that are compatible with pesticides and capable of being fitted with a system interlock.

Adjuvants: PROLINE 480 SC Fungicide is recommended to be used with a registered non-ionic surfactant at the lowest recommended labeled rate for most crops. Refer to the individual crop recommendations for those specific uses where a surfactant is not recommended.

Recommendations to Avoid Spray Drift

Do not make applications when conditions favor drift beyond the target application area. When drift may be a problem, take measures to reduce drift, including:

1. Do not spray if wind speeds are or become excessive. Do not spray if wind speed is 15 mph or greater. If non-target crops are located downwind, use caution when spraying if wind is present. Do not spray if winds are gusty.
2. Use caution when conditions are favorable for drift (high temperatures, drought, and low relative humidity).
3. Do not apply when temperature inversion exists. If inversion conditions are suspected, consult with local weather services before making an application.

ROTATIONAL RESTRICTIONS

Treated areas may be replanted with any crop specified on this label as soon as practical after last application. For crops not listed on this label, do not plant back within 30 days of last application.

7.75"

← 4.0625" →
COPY AREA

4.50"

USE DIRECTIONS FOR SPECIFIC CROPS

PROLINE 480 SC Fungicide provides control or suppression of many important diseases of barley, buckwheat, bushberry subgroup, low growing berry subgroup (except strawberry), corn, cotton, cucurbit vegetables, dry shelled pea and bean crop subgroup, millet, oats, peanuts, rapeseed subgroup 20A (including canola and *Brassica carinata*), rye, soybean, sugar beets, triticale, wheat; conifer and hardwood nursery seeds and seedlings. When reference is made to disease suppression, suppression can mean either erratic control from good to fair or consistent control at a level below that obtained with the best commercial disease control products.

APPLICATION DIRECTIONS		
CROP	DISEASE CONTROLLED	RATE OF PROLINE 480 SC Fungicide
Barley	Fusarium Head Blight (<i>Fusarium</i> spp.) (Suppression Only)	5.0 - 5.7 fl oz/A (0.156 - 0.178 lbs ai/A)
	Leaf and Stem Diseases Net Blotch (<i>Pyrenophora teres</i>) Powdery Mildew (<i>Blumeria graminis</i> f. sp. <i>hordei</i>) Rusts (<i>Puccinia</i> spp.) Scald (<i>Rhynchosporium secalis</i>) Spot Blotch (<i>Cochliobolus sativus</i>)	2.8 - 4.3 fl oz/A (0.088 - 0.134 lbs ai/A)
<p>PROLINE 480 SC Fungicide may be applied by either ground, aerial or chemigation application equipment.</p> <p>For aerial applications made prior to heading (prior to Feekes Growth Stage 10.5), apply a minimum of 2 gpa spray solution. For aerial applications made at the heading growth stage or later, apply in a minimum of 5 gpa spray solution. Chemigation use is allowed only for applications made prior to heading.</p> <p>Fusarium Head Blight (Suppression Only): The optimal time to apply PROLINE 480 SC Fungicide is as a preventative foliar spray when barley heads on the main stem are fully emerged (~ Feekes Growth Stages 10.5). Spray equipment must be set to provide good coverage to barley heads. For thorough coverage of barley head using ground application equipment, it is recommended to use forward and backward mounted nozzles or nozzles that have a two-directional spray. Nozzles should be operated within the spray pressure directions suggested by the manufacturer.</p> <p>Leaf and Stem Diseases: Apply PROLINE 480 SC Fungicide as a preventive foliar spray when the earliest disease symptoms appear on the leaves or stems. Barley fields should be observed closely for early disease symptoms, particularly when susceptible varieties are planted and/or under prolonged conditions favorable for disease development.</p>		
<p>Other Requirements: Apply up to two (2) applications of PROLINE 480 SC Fungicide per year. Repeat applications using a 14-day spray interval if conditions remain favorable for continued or increasing disease development. For optimum disease control, the lowest labeled rate of a spray surfactant should be tank mixed with PROLINE 480 SC Fungicide.</p> <p>A maximum of 9.37 fl oz (0.293 lbs prothioconazole) of PROLINE 480 SC Fungicide may be applied per acre per year. Do not apply within 32 days of harvest.</p>		

COPY AREA
7.375"

7.75"

4.0625"
COPY AREA

4.50"

COPY AREA
7.375"

APPLICATION DIRECTIONS		
CROP	DISEASES CONTROLLED	RATE OF PROLINE 480 SC FUNGICIDE
Bushberry subgroup (Subgroup 13-07B): Aronia berry; blueberry (highbush and lowbush); Chilean guava; highbush cranberry; currant (black, buffalo, and red); elderberry; European barberry; gooseberry; edible honeysuckle; huckleberry; jostaberry; juneberry (Saskatoon berry); lingonberry; native currant; salal; sea buckthorn; and cultivars, varieties, and/or hybrids of these.	Septoria leaf spot (<i>Septoria</i> spp.) Monilinia blight (<i>Monilinia vaccinii-corymbosi</i>) Valdensinia leaf spot (<i>Valdensinia heterodoxa</i>) Leaf rust (<i>Thekopsora minima</i>) Anthracnose (<i>Colletotrichum gloeosporioides</i>) Botrytis blight (<i>Botrytis cinerea</i>) Phomopsis canker and twig blight ¹ (<i>Phomopsis vaccinii</i>) Alternaria fruit rot ¹ (<i>Alternaria</i> spp.) White pine blister rust ¹ (<i>Cronartium ribicola</i>)	5.7 fl oz/A (0.178 lbs ai/A)
	PROLINE 480 SC Fungicide may be applied by either ground or chemigation application equipment. Apply PROLINE 480 SC Fungicide at the first sign of disease.	
Other Requirements: Apply up to two (2) applications of PROLINE 480 SC Fungicide per year. Repeat applications as needed using a 7- to 10-day spray interval if conditions remain favorable for continued or increasing disease development. A maximum of 11.4 fl oz (0.356 lbs prothioconazole) of PROLINE 480 SC Fungicide may be applied per acre per year. Do not apply within 7 days of harvest.		
¹ Not Registered for use in California.		

7.75"

APPLICATION DIRECTIONS		
CROP	DISEASES CONTROLLED	RATE OF PROLINE 480 SC FUNGICIDE
Low growing berry subgroup, except strawberry¹: Bearberry; bilberry; cloudberry; cranberry; muntries; partridgeberry; and cultivars, varieties, and/or hybrids of these	Fruit rot: <i>Coleophoma empetri</i> <i>Glomerella cingulata</i> <i>Phyllosticta vaccinii</i> <i>Physalospora vaccinii</i> <i>Allantophomopsis lycopodina</i> <i>Allantophomopsis cytispora</i> <i>Fusicoccum putrefaciens</i> <i>Penicillium</i> spp. <i>Phomopsis vaccinii</i> <i>Colletotrichum acutatum</i> <i>Botrytis</i> spp. <i>Monilinia</i> spp. Valdensinia leaf spot (<i>Valdensinia heterodoxa</i>)	5.0 fl oz/A (0.156 lbs ai/A)
	PROLINE 480 SC Fungicide may be applied by either ground or chemigation application equipment. For best control of fruit rots begin applications at early bloom. Make a second application of PROLINE 480 SC Fungicide or another approved fungicide 7-10 days later.	
Other Requirements: Apply up to two (2) applications of PROLINE 480 SC Fungicide per year. Repeat applications as needed using a 7- to 10-day spray interval if conditions remain favorable for continued or increasing disease development. A maximum of 10.0 fl oz (0.313 lbs prothioconazole) of PROLINE 480 SC Fungicide may be applied per acre per year. Do not apply within 45 days of harvest.		
¹ Not Registered for use in California.		

4.0625"
COPY AREA

← 4.50" →

COPY AREA
7.375"

APPLICATION DIRECTIONS			
CROP	DISEASES CONTROLLED	RATE OF PROLINE 480 SC Fungicide	
Buckwheat Millet, pearl Millet, proso Oats Rye	Rusts (<i>Puccinia</i> spp.)	5 - 5.7 fl oz/A (0.156 to 0.178 lbs ai/A)	
	Glume Blotch (<i>Stagonospora nodorum</i>)		
	Head Blight or Scab (<i>Fusarium graminearum</i>) – Suppression		
	Powdery Mildew (<i>Erysiphe graminis</i>)		
	Scald (<i>Rhynchosporium secalis</i>)		
	Speckled Blotch (<i>Septoria avenae</i> ; <i>Septoria tritici</i>)		
	Spot Blotch (<i>Bipolaris sorokiniana</i>)		
	Tan Spot or Yellow leaf Spot (<i>Pyrenophora tritici-repentis</i>)		
	Apply PROLINE 480 SC Fungicide as a preventive foliar spray when the earliest disease symptoms appear on the leaves or stems. Fields should be observed closely for early disease symptoms, particularly when susceptible varieties are planted and/or under prolonged conditions favorable for disease development.		
	Other Requirements: Apply only one application per year. Applications may be made by ground or aerial spray equipment. A maximum of 5.7 fl oz (0.178 lbs prothioconazole) of PROLINE 480 SC Fungicide may be applied per acre per year. Do not apply within 30 days of harvest.		

7.75"

← 4.0625" →
COPY AREA

← 4.50" →

COPY AREA
7.375"

APPLICATION DIRECTIONS			
CROP	DISEASE CONTROLLED	RATE OF PROLINE 480 SC Fungicide	APPLICATION TIMING
Corn (field corn, field corn grown for seed and popcorn)	Anthracnose Leaf Blight (<i>Colletotrichum graminicola</i>) Eye spot (<i>Aureobasidium zeae</i>) Gray leaf spot (<i>Cercospora zeae-maydis</i>) Northern Corn Leaf Blight (<i>Setosphaeria turcica</i>) ¹ Northern Corn Leaf Spot (<i>Cochliobolus carbonum</i>) ¹ Rust (<i>Puccinia</i> spp.) Southern Corn Leaf Blight (<i>Cochliobolus heterostrophus</i>) ¹	5.7 fl oz/A (0.178 lbs ai/A)	Apply PROLINE 480 SC Fungicide at the first sign of disease. Repeat applications as needed on a 7 – to 14-day interval if favorable conditions for disease development persist. Do not use adjuvants in sprays made between V8 (8 leaf collar) and VT (lowest branch of the tassel is visible but the silks have not yet emerged).
	For the suppression of: Fusarium ² , Gibberella ² and Aspergillus ² ear rots (<i>Fusarium</i> spp., <i>Gibberella</i> spp. and <i>Aspergillus</i> spp.)	5.7 fl oz per acre (0.178 lbs ai/A)	For optimum suppression of Fusarium, Gibberella and Aspergillus ear rots, apply PROLINE 480 SC Fungicide from the R1 (initial silk emergence) to the R2 (brown silk) corn growth stages. PROLINE 480 SC Fungicide will reduce both disease symptoms and levels of mycotoxin in the grain.
	Soilborne/Seedling Diseases: Rhizoctonia root ² and stalk rot ² (<i>Rhizoctonia solani</i>)	2.6 - 4.0 fl oz per acre (0.081 - 0.125 lbs ai/A)	In furrow application for soilborne/seedling disease control, see use directions and rate chart for various row spacing under the SOILBORNE/SEEDLING DISEASE CONTROL Section.
<p>Other requirements: PROLINE 480 SC Fungicide may be applied by either ground, aerial or chemigation application equipment.</p> <p>For aerial applications, apply PROLINE 480 SC Fungicide using a minimum of 3 gpa spray solution. An adjuvant may be used to improve spray coverage. Refer to the adjuvant product label for specific use directions.</p> <p>Application of PROLINE 480 SC Fungicide is not recommended at times when corn is under severe environmental stress conditions. Do not exceed 22.8 fl oz (0.713 lbs prothioconazole) total from all uses, including soil and foliar applications, per acre of PROLINE 480 SC Fungicide per year. Do not apply within 14 days of harvest for grain and fodder.</p> <p>Forage may be harvested the same day of application.</p>			
<p>¹The above diseases are also known as Helminthosporium leaf blights ²Not registered for use in California.</p>			

7.75"

← 4.0625" →
COPY AREA

4.50"

COPY AREA
7.375"

APPLICATION DIRECTIONS		
CROP	DISEASES SUPPRESSED	RATE OF PROLINE 480 SC FUNGICIDE
Cotton	In furrow and Banded Damping off (<i>Rhizoctonia solani</i>) Fusarium Wilt' (<i>Fusarium</i> spp.)	5.7 - 7.1 fl oz/A (0.178 - 0.222 lbs ai/A) (0.4 - 0.5 fl oz per 1000 row feet)
	Foliar Target Spot (<i>Corynespora cassiicola</i>) Rust (<i>Puccinia</i> spp.)	5.0 - 5.7 fl oz/A (0.156 - 0.178 lbs ai/A)
<p>Application Directions: For foliar applications: PROLINE 480 SC Fungicide may be applied by ground, aerial, or chemigation application equipment. For in-furrow applications: Apply 5.7 to 7.1 fl oz per acre (0.393 to 0.489 fl oz per 1000 row feet if on 36 inch row spacing) in the furrow at planting. For banded applications: PROLINE 480 SC Fungicide may also be applied in a 4- to 6- inch band over the row at or near emergence.</p>		
<p>General Comments: When used at 5.0 to 5.7 fl oz per acre, do not apply more than three (3) applications of PROLINE 480 SC Fungicide per year including the in-furrow, banded and foliar applications. If any application is made at a rate above 5.7 fl oz per acre, do not make more than two (2) total applications of PROLINE 480 SC Fungicide per year including in-furrow, banded, and foliar applications. Repeat applications as needed using a 14-day spray interval if conditions remain favorable for continued or increasing disease development. A maximum of 17.1 fl oz (0.534 lbs prothioconazole) of PROLINE 480 SC Fungicide may be applied per acre per year including all soil and foliar applications. Do not apply within 30 days of harvest.</p>		
<p>*Not registered for use in California.</p>		

7.75"

APPLICATION DIRECTIONS		
CROP	DISEASE CONTROLLED	RATE OF PROLINE 480 SC FUNGICIDE
Chickpea	Ascochyta Blight (<i>Ascochyta</i> spp.)	5.0 - 5.7 fl oz/A (0.156 - 0.178 lb ai/A)
	<p>PROLINE 480 SC Fungicide may be applied by either ground, aerial or chemigation application equipment. Apply PROLINE 480 SC Fungicide at the first sign of disease. Use the higher use rate when conditions are favorable for severe disease pressure and/or when growing susceptible varieties.</p>	
<p>Other Requirements: Apply up to three (3) applications of PROLINE 480 SC Fungicide per year. Repeat applications as needed using a 10- to 14-day spray interval if conditions remain favorable for continued or increasing disease development. To optimize disease control, the lowest labeled rate of a spray surfactant should be tank-mixed with PROLINE 480 SC Fungicide. A maximum of 17.1 fl oz (0.534 lbs prothioconazole) of PROLINE 480 SC Fungicide may be applied per acre per year. Allow a minimum of 7 days from the last application until cutting or swathing the crop for harvest.</p>		

4.0625"
COPY AREA

4.50"

APPLICATION DIRECTIONS		
CROP	DISEASES CONTROLLED	RATE OF PROLINE 480 SC FUNGICIDE
Cucurbit vegetables (Crop Group 9): Chayote (fruit); Chinese waxgourd (Chinese preserving melon); citron melon; cucumber; gherkin; edible gourd (includes hyotan, cucuzza, hechima, Chinese okra); <i>Momordica</i> spp (includes balsam apple, balsam pear, bittermelon, Chinese cucumber); muskmelon (includes true cantaloupe, cantaloupe, casaba, Crenshaw melon, golden pershaw melon, honeydew melon, honey balls, mango melon, Persian melon, pineapple melon, Santa Claus melon, and snake melon); pumpkin; squash (summer and winter, includes crookneck squash, scallop squash, straightneck squash, vegetable marrow, zucchini, butternut squash, calabaza, hubbard squash, acorn squash, spaghetti squash); watermelon	Fusarium wilt Fusarium blight (<i>Fusarium oxysporum</i>) (<i>Fusarium</i> spp.) Gummy stem blight (<i>Didymella</i> spp.) Southern blight ¹ (<i>Sclerotium rolfisii</i>) Powdery mildew (<i>Sphaerotheca fuliginea</i> / <i>Podosphaera xanthii</i>) (<i>Erysiphe cichoracearum</i>)	5.7 fl oz/A (0.178 lbs ai/A) (soil) 5.7 fl oz/A (0.178 lbs ai/A) (foliar)
	PROLINE 480 SC Fungicide may be applied by either ground or chemigation application equipment (including drip irrigation). Do not use in water used for hand transplanting. Not for use in greenhouse/transplant house.	
Other Requirements: Apply up to one (1) soil application and two (2) foliar applications of PROLINE 480 SC Fungicide per year. Repeat applications as needed using a 5- to 10-day spray interval if conditions remain favorable for continued or increasing disease development. A maximum of 17.1 fl oz (0.534 lbs prothioconazole) of PROLINE 480 SC Fungicide may be applied per acre per year. Do not apply within 7 days of harvest.		
¹ Not registered for use in California.		

COPY AREA

7.375"

APPLICATION DIRECTIONS		
CROP	DISEASE CONTROLLED	RATE OF PROLINE 480 SC Fungicide
Dried Shelled Peas and Beans Subgroup (except soybeans) <i>Lupinus</i> spp. (Grain, Sweet, White and White Sweet lupins) <i>Phaseolus</i> spp. (Field, Kidney, Dry lima, Navy, Pinto and Tepary beans) <i>Vigna</i> spp. (Adzuki bean, Blackeyed pea, Catjang, Cowpea, Crowder pea, Moth bean, Mung bean, Rice bean, Southern pea and Urd bean) Dry broad bean Guar Lablab bean <i>Pisum</i> spp. Pea (including Field pea) and Pigeon pea	Foliar Ascochyta Blight (<i>Ascochyta pinodes</i>) Rust (<i>Uromyces appendiculatus</i>) White Mold (<i>Sclerotinia sclerotiorum</i>)	5.7 fl oz/A (0.178 lbs ai/A) 2.6 - 5.0 fl oz/A (0.081 - 0.156 lbs ai/A)
	In Furrow Rhizoctonia rots ¹ (<i>Rhizoctonia</i> spp.)	
Other Requirements: Apply up to three (3) applications of PROLINE 480 SC Fungicide per year. Repeat applications as needed using a 5- to 14-day spray interval if conditions remain favorable for continued or increasing disease development. To optimize disease control, the lowest labeled rate of a spray surfactant should be tank-mixed with PROLINE 480 SC Fungicide. A maximum of 17.1 fl oz of PROLINE 480 SC Fungicide (0.534 lbs prothioconazole) may be applied per acre per year. Allow a minimum of 7 days from the last application until cutting or swathing the crop for harvest.		
¹ Not registered for use in California.		

7.75"

4.0625"

COPY AREA

4.50"

APPLICATION DIRECTIONS		
CROP	DISEASE CONTROLLED	RATE OF PROLINE 480 SC Fungicide
Lentils	Ascochyta Blight (<i>Ascochyta</i> spp.)	4.3 - 5.7 fl oz/A (0.134 - 0.178 lbs ai/A)
	PROLINE 480 SC Fungicide may be applied by either ground, aerial or chemigation application equipment. Apply PROLINE 480 SC Fungicide at early flower or at the first sign of disease. Use the higher use rate when conditions are favorable for severe disease pressure and/or when growing less disease resistant varieties.	
Other Requirements: Apply up to three (3) applications of PROLINE 480 SC Fungicide per year. Repeat applications as needed using a 10- to 14-day spray interval if conditions remain favorable for continued or increasing disease development. To optimize disease control, the lowest labeled rate of a spray surfactant should be tank-mixed with PROLINE 480 SC Fungicide. A maximum of 17.1 fl oz (0.534 lbs prothioconazole) of PROLINE 480 SC Fungicide may be applied per acre per year. Allow a minimum of 7 days from the last application until cutting or swathing the crop for harvest.		

APPLICATION DIRECTIONS		
CROP	DISEASE CONTROLLED	RATE OF PROLINE 480 SC Fungicide
Rapeseed Subgroup 20A (including canola and Brassica carinata¹): Borage, <i>Brassica carinata</i> , crambe, cuphea, echium, flax, gold of pleasure, hare's ear mustard, lesquerella, lunaria, meadowfoam, milkweek, mustard seed, oil radish, poppy seed, rapeseed, sesame, sweet rocket, cultivars, varieties, and/or hybrids of these	Sclerotinia Stem Rot White Mold (<i>Sclerotinia sclerotiorum</i>)	4.3 - 5.7 fl oz/A (0.134 - 0.178 lbs ai/A)
	PROLINE 480 SC Fungicide may be applied by either ground, aerial or chemigation application equipment. Apply PROLINE 480 SC Fungicide when the crop is in the 20 - 50% bloom stage. Best protection will be achieved when the fungicide is applied prior to petals beginning to fall, and will allow for the maximum number of petals to be protected. Utilize the higher rate for fields with a history of heavy disease pressure or for dense crop stands. Good spray coverage of the plants is essential. The lowest labelled rate of a non-ionic surfactant may be tank-mixed with PROLINE 480 SC Fungicide.	
Other Requirements: Apply up to two (2) applications of PROLINE 480 SC Fungicide per year. A second application may be made after 14 days if conditions remain favorable for continued or increasing disease development. A maximum of 11.4 fl oz (0.356 lbs prothioconazole) of PROLINE 480 SC Fungicide may be applied per acre per year. PROLINE 480 SC Fungicide may be applied until the 50% bloom stage. Do not apply within 36 days of harvest.		
¹ Not registered for use in California.		

COPY AREA

7.375"

7.75"

4.0625"
COPY AREA

← 4.50" →

COPY AREA
7.375"

APPLICATION DIRECTIONS		
CROP	DISEASE SUPPRESSED	RATE OF PROLINE 480 SC Fungicide
Peanut ¹	In-furrow and banded Sclerotium Rot White Mold Southern Blight Southern Stem rot (<i>Sclerotium rolfsii</i>) Rhizoctonia Limb Rot (<i>Rhizoctonia solani</i>) Early Leaf Spot (<i>Cercospora arachidicola</i>) Late Leaf Spot (<i>Cercosporidium personatum</i>) Cylindrocladium Black Rot (CBR) (<i>Cylindrocladium crotalariae</i>) (Suppression with in furrow only)	0.4 fl oz per 1000 row feet (5.7 fl oz/A) (0.178 lbs ai/A)
	In-furrow and Banded Spray Program: Apply 5.7 fl oz per acre (0.4 fl oz per 1000 row feet if on 36 inch row spacing) in the furrow at planting. PROLINE 480 SC Fungicide may also be applied in a 4- to 6- inch band over the row at or near emergence. Bayer CropScience recommends a minimum application volume of 20 gpa.	
Other Requirements: Apply up to four (4) applications of PROLINE 480 SC Fungicide per year, including the in-furrow and banded applications. A maximum of 22.8 fl oz (0.713 lbs prothioconazole) of PROLINE 480 SC Fungicide may be applied per acre per year. PROLINE 480 SC Fungicide may be applied up to 14 days before harvest. Do not feed hay or threshings or allow livestock to graze in treated areas.		
¹ Not registered for use in California.		

7.75"

← 4.0625" →
COPY AREA

← 4.50" →

COPY AREA
7.375"

APPLICATION DIRECTIONS		
CROP	DISEASE CONTROLLED	RATE OF PROLINE 480 SC Fungicide
Soybean	Asian Soybean Rust (<i>Phakopsora pachyrhizi</i>) Frog Eye Leaf Spot (<i>Cercospora sojina</i>) Powdery Mildew (<i>Microsphaera diffusa</i>) Brown Spot ¹ (<i>Septoria glycines</i>)	2.5 - 3.0 fl oz/A (0.078 - 0.094 lbs ai/A)
	Alternaria Leaf Spot ¹ (<i>Alternaria</i> spp.) Anthracnose ¹ (<i>Colletotrichum truncatum</i>) Asian Soybean Rust ¹ (<i>Phakopsora pachyrhizi</i>) Brown Spot ¹ (<i>Septoria glycines</i>) Cercospora Blight ¹ (<i>Cercospora kikuchii</i>) Frogeye Leaf Spot ¹ (<i>Cercospora sojina</i>) Pod & Stem Blight ¹ (<i>Diaporthe phaseolorum</i>) Powdery Mildew ¹ (<i>Microsphaera diffusa</i>) Rhizoctonia Aerial Blight ¹ (<i>Rhizoctonia solani</i>) Sclerotinia Stem Rot also known as White Mold (<i>Sclerotinia sclerotiorum</i>) (Suppression Only)	3.0 - 5.0 fl oz/A (0.094 to 0.156 lbs ai/A)
	In Furrow	
	Rhizoctonia rots ¹ (<i>Rhizoctonia</i> spp.)	2.6 - 5.0 fl oz/A (0.081 - 0.156 lbs ai/A)
<p>PROLINE 480 SC Fungicide may be applied by either ground, aerial or chemigation application equipment. For aerial application, apply in a minimum spray volume of 2 gpa. Apply PROLINE 480 SC Fungicide as a broadcast, preventative foliar spray or at first visible symptoms of the disease. Repeat applications on a 10- to 21-day spray interval if environmental conditions are favorable for continued disease development. Use of the higher rate and shorter spray intervals are recommended when disease pressure is severe.</p> <p>In-furrow use: Apply up to 5.0 fl oz per acre (0.288 fl oz per 1000 row feet if on 30 inch row spacing; 0.192 fl oz per 1000 row feet if on a 20 inch row spacing) in the furrow at planting. See use directions and rate chart for various row spacing under the SOILBORNE/SEEDLING DISEASE CONTROL section.</p> <p>Sclerotinia Stem Rot (Suppression Only): Apply PROLINE 480 SC Fungicide as a broadcast foliar spray at R1 (beginning bloom) when conditions are favorable for disease development. A sequential treatment of PROLINE 480 SC Fungicide or Stratego YLD Fungicide may be made at R3 – R4 (beginning to full pod). PROLINE 480 SC Fungicide may be applied by ground or air. Apply in a minimum of 10 gallons of spray solution per acre by ground sprayer or in a minimum of 5 gallons of spray solution per acre by aircraft spray equipment.</p>		
<p>Other Requirements: Applications may not be made within 21 days of harvest. Do not apply more than 3 applications per year including all soil and foliar applications. Do not apply more than 12.9 fl oz (0.403 lbs prothioconazole) of PROLINE 480 SC Fungicide per acre per year.</p>		
<p>¹Not registered for use in California.</p>		

7.75"

← 4.0625" →
COPY AREA

← 4.50" →

COPY AREA
7.375"

APPLICATION DIRECTIONS		
CROP	DISEASE CONTROLLED	RATE OF PROLINE 480 SC Fungicide
Sugar beets	Foliar Diseases Cercospora Leaf Spot <i>(Cercospora beticola)</i> Powdery Mildew <i>(Erysiphe polygoni)</i>	5.0 - 5.7 fl oz/A (0.156 - 0.178 lbs ai/A)
	In furrow and banded Rhizoctonia Stem Canker, Root Rot, Crown Rot <i>(Rhizoctonia solani)</i>	5.7 fl oz/A (0.178 lbs ai/A)
PROLINE 480 SC Fungicide may be applied by either ground, aerial or chemigation application equipment. Foliar disease control: Apply PROLINE 480 SC Fungicide at the first sign of disease. Use the higher use rate and shorter intervals when conditions are favorable for severe disease pressure and/or when growing less disease resistant varieties. Soil-borne disease control: Apply PROLINE 480 SC Fungicide in a seven-inch band at the 4-leaf to row closure growth stage. For in-furrow use: apply up to 5.7 fl oz per acre (0.4 fl oz per 1000 row feet if on 36 inch row spacing) in the furrow at planting. See use directions and rate chart for various row spacing under the SOILBORNE/SEEDLING DISEASE CONTROL section.		
Other Requirements: Apply up to 3 applications of PROLINE 480 SC Fungicide per year including all soil and foliar applications. Repeat applications as needed using a 14- to 21-day spray interval depending on disease pressure. Use a 14-day spray interval under normal to heavy disease pressure and a 21-day spray interval under light disease pressure. To optimize disease control, the lowest labeled rate of a spray surfactant may be tank-mixed with PROLINE 480 SC Fungicide. A maximum of 17.1 fl oz of PROLINE 480 SC Fungicide (0.534 lbs prothioconazole) may be applied per acre per year. Allow a minimum of 7 days from the last application before harvesting. PROLINE 480 SC Fungicide is a Group 3 fungicide. To limit the potential for development of disease resistance: <ul style="list-style-type: none"> • Alternate every application of PROLINE 480 SC Fungicide with a non-Group 3 fungicide. 		

7.75"

← 4.0625" →
COPY AREA

4.50"

COPY AREA

7.375"

APPLICATION DIRECTIONS		
CROP	DISEASE CONTROLLED	RATE OF PROLINE 480 SC Fungicide
Wheat (spring, durum and winter) Triticale	Fusarium Head Blight (<i>Fusarium</i> spp.) (Suppression Only)	5.0 - 5.7 fl oz/A (0.156 - 0.178 lbs ai/A)
	Leaf and Stem Diseases Powdery Mildew (<i>Blumeria graminis</i> f. sp. <i>tritici</i>) Rusts (<i>Puccinia</i> spp.) Septoria Leaf and Glume Blotch (<i>Septoria tritici</i>) Stagonospora Blotch (<i>Stagonospora nodorum</i>) Tan Spot (<i>Pyrenophora tritici-repentis</i>)	4.3 - 5.0 fl oz/A (0.134 - 0.156 lbs ai/A)
<p>PROLINE 480 SC Fungicide may be applied by either ground, aerial or chemigation application equipment.</p> <p>For aerial application made prior to early flower (prior to Feekes Growth Stage 10.51, apply a minimum of 2 gpa spray solution. For aerial applications made at the early flower growth stage or later, apply in a minimum of 5 gpa spray solution. Chemigation use is allowed only for applications made prior to early flower.</p> <p>Fusarium Head Blight (Suppression Only): The optimal time to apply PROLINE 480 SC Fungicide is as a preventative foliar spray at early flower (Feekes Growth Stage 10.51). Spray equipment must be set to provide good coverage to wheat heads. For thorough coverage of the wheat head using ground application equipment, use forward and backward mounted nozzles or nozzles that have a two-directional spray. Operate nozzles within the spray pressure directions suggested by the manufacturer.</p> <p>Leaf and Stem Diseases: Apply PROLINE 480 SC Fungicide as a preventive foliar spray when the earliest disease symptoms appear on the leaves or stems. Wheat fields should be observed closely for early disease symptoms, particularly when susceptible varieties are planted and/or under prolonged conditions favorable for disease development.</p>		
<p>Other Requirements: Apply up to two (2) applications of PROLINE 480 SC Fungicide per year. Repeat applications using a 14-day spray interval if conditions remain favorable for continued or increasing disease development. For optimum disease control, the lowest labeled rate of a spray surfactant should be tank mixed with PROLINE 480 SC Fungicide.</p> <p>A maximum of 9.37 fl oz (0.293 lbs prothioconazole) of PROLINE 480 SC Fungicide may be applied per acre per year. Do not apply within 30 days of harvest.</p>		

7.75"

4.0625"
COPY AREA

4.50"

APPLICATION DIRECTIONS		
CROP	DISEASE CONTROLLED	RATE OF PROLINE 480 SC FUNGICIDE
Nursery seedlings of Shortleaf, Loblolly, Slash, Longleaf and other pines and other Conifers and Hardwoods	Fusiform rust (<i>Cronartium quercum</i> f.sp. <i>fusiforme</i>)	5.0 fl oz/A (0.156 lbs ai/A)
	Pitch canker (<i>Fusarium</i> spp.)	
	Rhizoctonia foliar blight (<i>Rhizoctonia</i> spp.)	
Nursery seeds of Shortleaf, Loblolly, Slash, Longleaf and other pines and other Conifers and Hardwoods	Fusiform rust (<i>Cronartium quercum</i> f.sp. <i>fusiforme</i>)	10 fl oz per 50 lbs seed
	Pitch canker (<i>Fusarium</i> spp.)	

Do not use in forest planting or established woodlands.

The crop safety and mix compatibility on all tree species and in tank-mixes with other products (spray surfactants, fertilizers, insecticides, etc.) has not been confirmed. Bayer CropScience recommends small scale testing with your planned use pattern. The user assumes all risks with the use of this product on trees.

Tree Seedling Application Directions: Foliar disease control: Apply PROLINE 480 SC Fungicide preventatively or at the first sign of disease using ground equipment only. Repeat applications as needed using a 14- to 21-day spray interval depending on your region. Consult your local extension agent on locally recommended spray intervals. Use shorter intervals when conditions are favorable for severe disease pressure and/or when growing less disease resistant varieties. To optimize disease control, the lowest labeled rate of a spray surfactant may be tank-mixed with PROLINE 480 SC Fungicide. A maximum of 25 fl oz (0.781 lbs prothioconazole) of PROLINE 480 SC Fungicide may be applied per acre per crop year.

Tree Seed Treatment Directions: Apply specified dosage to seed in a commercial treater or other suitable tumbler apparatus. Allow to mix for at least 10 minutes. Thoroughly air dry before sowing. Do not use treated seed for food or feed purposes. Seed that has been treated with this product that is then packaged or bagged for future use must contain the following labeling on the outside of the seed package or bag: "This seed has been treated with prothioconazole. Treated Seed – Do not Use for Food, Feed, or Oil Purposes. When opening this bag or loading/pouring the treated seed, wear a long sleeved shirt, long pants, shoes, socks, and chemical resistant gloves. After the seeds have been planted, do not enter or allow worker entry into treated areas during the restricted-entry interval (REI) of 12 hours. Exception: Once the seeds are planted in soil or other planting media, the Worker Protection Standard allows workers to enter the treated area without restriction if there will be no worker contact with the treated seeds in the soil or planting media."

STORAGE AND DISPOSAL

Do not contaminate water, food, or feed by storage or disposal.

Pesticide Storage: Store in a cool, dry place and in such a manner as to prevent cross contamination with other pesticides, fertilizers, food, and feed. Store in original container and out of the reach of children, preferably in a locked storage area.

Handle and open container in a manner as to prevent spillage. If container is leaking, invert to prevent leakage. If the container is leaking or material is spilled for any reason or cause, carefully dam up spilled material to prevent runoff. Refer to Precautionary Statements on label for hazards associated with the handling of this material. Do not walk through spilled material. Absorb spilled material with absorbing type compounds and dispose of as directed for pesticides on next page. In spill or leak incidents, keep unauthorized people away. You may contact the Bayer CropScience Emergency Response Team for decontamination procedures or any other assistance that may be necessary. The Bayer CropScience Emergency Response Telephone No. is 1-800-334-7577.

(continued)

COPY AREA

7.375"

7.75"

4.0625"

COPY AREA

4.50"

Pesticide Disposal: Wastes resulting from the use of this product must be disposed of on-site or at an approved waste disposal facility.

Container Disposal: Non-refillable container. Do not reuse or refill this container. Triple rinse or pressure rinse container (or equivalent) promptly after emptying.

Triple rinse as follows: Empty the remaining contents into application equipment or a mix tank and drain for 10 seconds after the flow begins to drip. Fill the container 1/4 full with water and recap. Shake for 10 seconds. Pour rinsate into application equipment or a mix tank or store rinsate for later use or disposal. Drain for 10 seconds after the flow begins to drip. Repeat this procedure two more times.

Pressure rinse as follows: Empty the remaining contents into application equipment or a mix tank and continue to drain for 10 seconds after the flow begins to drip. Hold container upside down over application equipment or mix tank or collect rinsate for later use or disposal. Insert pressure-rinsing nozzle in the side of the container, and rinse at about 40 PSI for at least 30 seconds. Drain for 10 seconds after the flow begins to drip.

Offer for recycling, if available. If not recycled, then puncture and dispose of in a sanitary landfill, or by incineration, or, if allowed by state and local authorities, by burning. If burned, stay out of smoke.

IMPORTANT: READ BEFORE USE

Read the entire Directions for Use, Conditions, Disclaimer of Warranties and Limitations of Liability before using this product. If terms are not acceptable, return the unopened product container at once.

By using this product, user or buyer accepts the following Conditions, Disclaimer of Warranties and Limitations of Liability.

CONDITIONS: The directions for use of this product are believed to be adequate and must be followed carefully. However, it is impossible to eliminate all risks associated with the use of this product. Crop injury, ineffectiveness or other unintended consequences may result because of such factors as weather conditions, presence of other materials, or the manner of use or application, all of which are beyond the control of Bayer CropScience. To the extent consistent with applicable law, all such risks shall be assumed by the user or buyer.

DISCLAIMER OF WARRANTIES: TO THE EXTENT CONSISTENT WITH APPLICABLE LAW, BAYER CROPSCIENCE MAKES NO OTHER WARRANTIES, EXPRESS OR IMPLIED, OF MERCHANTABILITY OR OF FITNESS FOR A PARTICULAR PURPOSE OR OTHERWISE, THAT EXTEND BEYOND THE STATEMENTS MADE ON THIS LABEL. No agent of Bayer CropScience is authorized to make any warranties beyond those contained herein or to modify the warranties contained herein. TO THE EXTENT CONSISTENT WITH APPLICABLE LAW, BAYER CROPSCIENCE DISCLAIMS ANY LIABILITY WHATSOEVER FOR SPECIAL, INCIDENTAL OR CONSEQUENTIAL DAMAGES RESULTING FROM THE USE OR HANDLING OF THIS PRODUCT.

LIMITATIONS OF LIABILITY: TO THE EXTENT CONSISTENT WITH APPLICABLE LAW, THE EXCLUSIVE REMEDY OF THE USER OR BUYER FOR ANY AND ALL LOSSES, INJURIES OR DAMAGES RESULTING FROM THE USE OR HANDLING OF THIS PRODUCT, WHETHER IN CONTRACT, WARRANTY, TORT, NEGLIGENCE, STRICT LIABILITY OR OTHERWISE, SHALL NOT EXCEED THE PURCHASE PRICE PAID, OR AT BAYER CROPSCIENCE'S ELECTION, THE REPLACEMENT OF PRODUCT.

Bayer

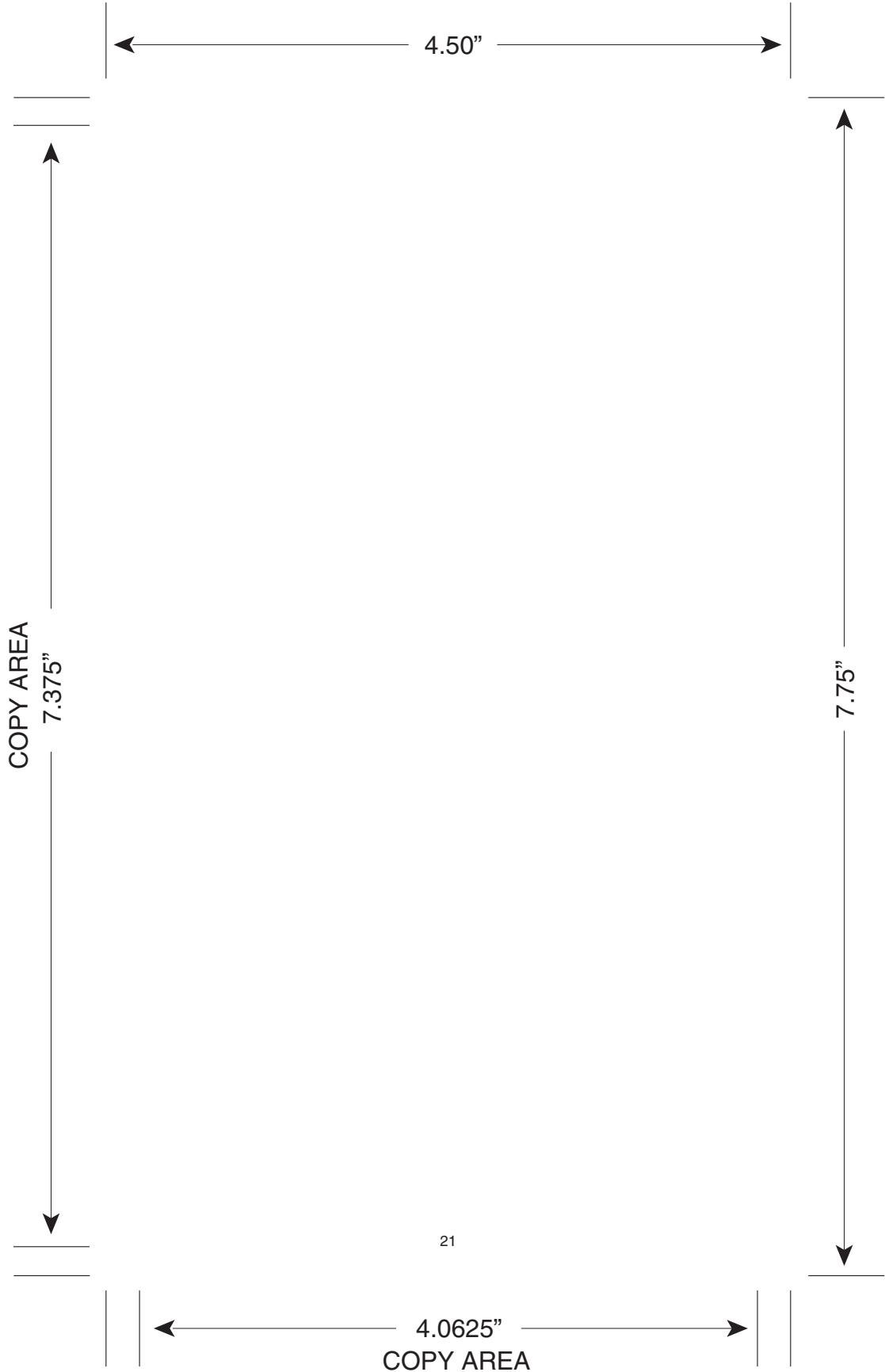
4.0625"

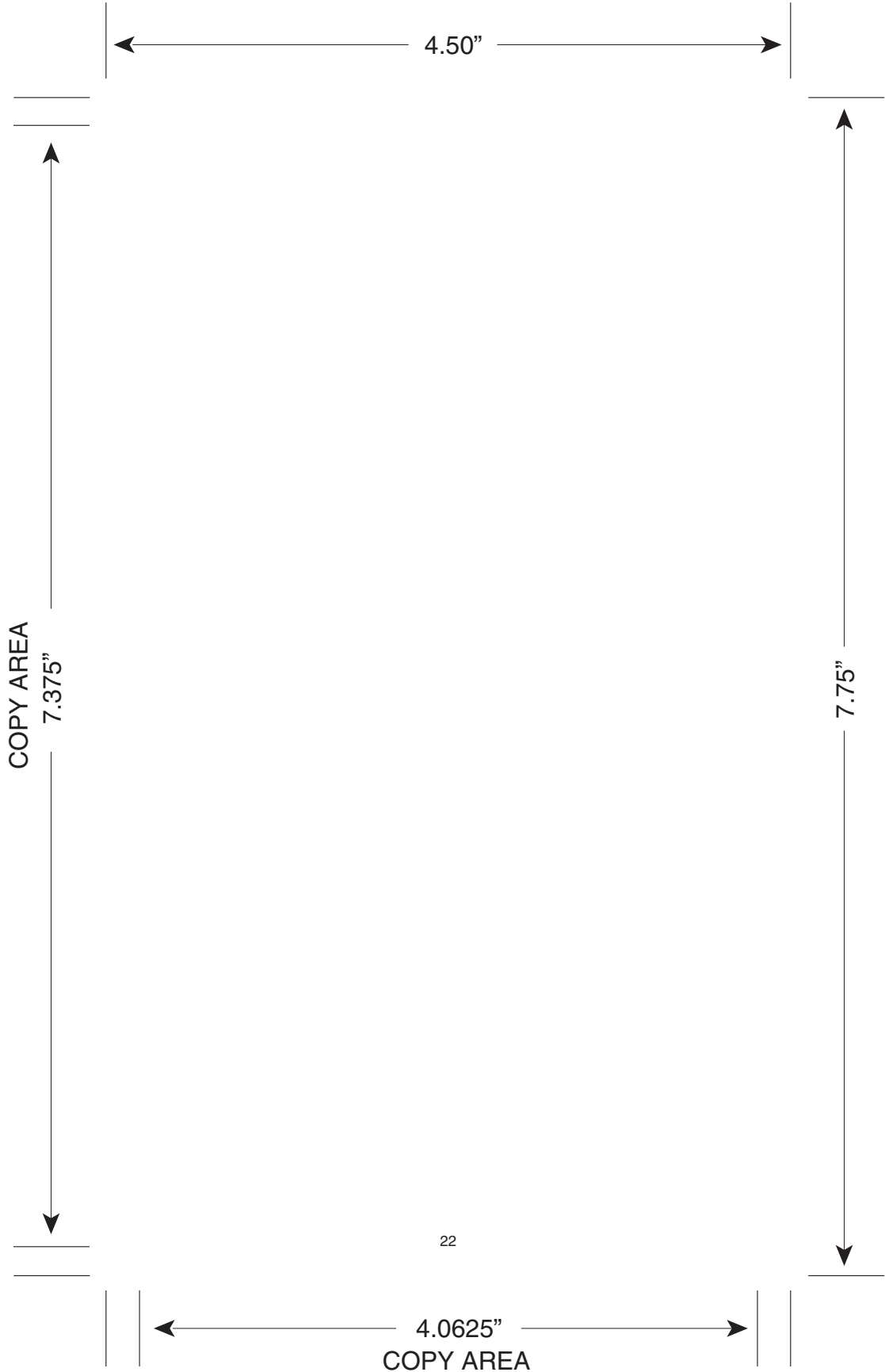
COPY AREA

COPY AREA

7.375"

7.75"





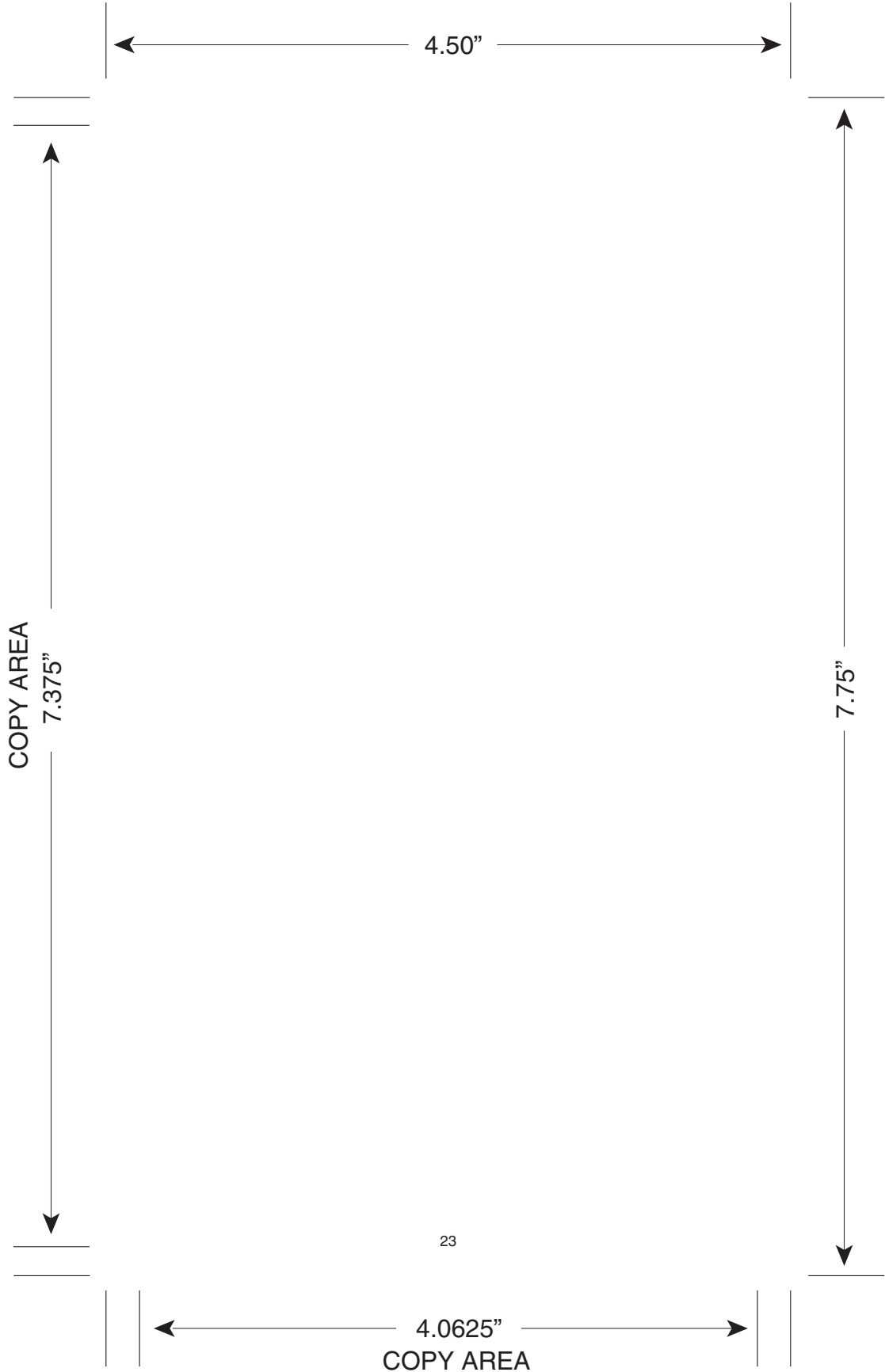
4.50"

COPY AREA
7.375"

7.75"

22

4.0625"
COPY AREA



BASE LABEL



NET CONTENTS: 2 1/2 GALLONS

COPY AREA
7.50"

PROLINE® 480 SC Fungicide **PROTHIOCONAZOLE GROUP 3 FUNGICIDE**
For control of specified diseases on listed crops.
ACTIVE INGREDIENT: Prothioconazole, 2-[2-(1-Chlorocyclopropyl)-3-(2-chlorophenyl)-2-hydroxypropyl]-1,2-dihydro-3H-1,2,4-triazole-3-thione **41.0%**
OTHER INGREDIENTS: **59.0%**
Contains 4 pounds Prothioconazole per gallon **TOTAL: 100.0%**
 EPA Reg. No. 264-825

**KEEP OUT OF REACH OF CHILDREN
CAUTION**

For **MEDICAL** And **TRANSPORTATION** Emergencies **ONLY** Call 24 Hours A Day 1-800-334-7577
 For **PRODUCT USE** Information Call 1-866-99BAYER (1-866-992-2937)

Please refer to booklet for additional precautionary statements and directions for use.

FIRST AID

IF SWALLOWED:	<ul style="list-style-type: none"> • Immediately call a poison control center or doctor for treatment advice. • Have person sip a glass of water if able to swallow. • Do not induce vomiting unless told to do so by a poison control center or doctor. • Do not give anything by mouth to an unconscious person.
IF INHALED:	<ul style="list-style-type: none"> • Move person to fresh air. • If person is not breathing, call 911 or an ambulance, then give artificial respiration, preferably mouth-to-mouth if possible. • Call a poison control center or doctor for further treatment advice.
IF ON SKIN OR CLOTHING:	<ul style="list-style-type: none"> • Take off contaminated clothing. • Rinse skin immediately with plenty of water for 15-20 minutes. • Call a poison control center or doctor for treatment advice.
IF IN EYES:	<ul style="list-style-type: none"> • Hold eye open and rinse slowly and gently with water for 15-20 minutes. • Remove contact lenses, if present, after the first 5 minutes, then continue rinsing eye. • Call a poison control center or doctor for treatment advice.
<p>For MEDICAL Emergencies Call 24 Hours A Day 1-800-334-7577. Have the product container or label with you when calling a poison control center or doctor or going for treatment.</p>	
<p>NOTE TO PHYSICIAN: No specific antidote. Treat symptomatically.</p>	

STORAGE AND DISPOSAL

Do not contaminate water, food, or feed by storage or disposal.

Pesticide Storage: Store in a cool, dry place and in such a manner as to prevent cross contamination with other pesticides, fertilizers, food, and feed. Store in original container and out of the reach of children, preferably in a locked storage area.

Handle and open container in a manner as to prevent spillage. If container is leaking, invert to prevent leakage. If the container is leaking or material is spilled for any reason or cause, carefully dam up spilled material to prevent runoff. Refer to Precautionary Statements on label for hazards associated with the handling of this material. Do not walk through spilled material. Absorb spilled material with absorbing type compounds and dispose of as directed for pesticides below. In spill or leak incidents, keep unauthorized people away. You may contact the Bayer CropScience Emergency Response Team for decontamination procedures or any other assistance that may be necessary. The Bayer CropScience Emergency Response Telephone No. is 1-800-334-7577.

Pesticide Disposal: Wastes resulting from the use of this product must be disposed of on-site or at an approved waste disposal facility.

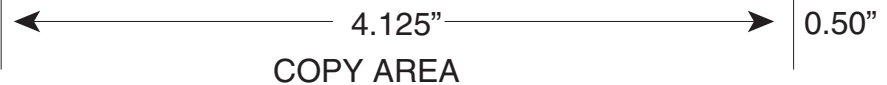
Container Disposal: Non-refillable container. Do not reuse or refill this container. Triple rinse or pressure rinse container (or equivalent) promptly after emptying.

Triple rinse as follows: Empty the remaining contents into application equipment or a mix tank and drain for 10 seconds after the flow begins to drip. Fill the container 1/4 full with water and recap. Shake for 10 seconds. Pour rinsate into application equipment or a mix tank or store rinsate for later use or disposal. Drain for 10 seconds after the flow begins to drip. Repeat this procedure two more times.

Pressure rinse as follows: Empty the remaining contents into application equipment or a mix tank and continue to drain for 10 seconds after the flow begins to drip. Hold container upside down over application equipment or mix tank or collect rinsate for later use or disposal. Insert pressure-rinsing nozzle in the side of the container, and rinse at about 40 PSI for at least 30 seconds. Drain for 10 seconds after the flow begins to drip.

Offer for recycling, if available. If not recycled, then puncture and dispose of in a sanitary landfill, or by incineration, or, if allowed by state and local authorities, by burning. If burned, stay out of smoke.

Bayer CropScience LP
 800 N. Lindbergh Blvd.
 St. Louis, MO 63167
 PROLINE is a registered trademark of Bayer.
 ©2019 Bayer CropScience
 US61380068C 190322C 05/19



0.875"

0.50"

COPY AREA