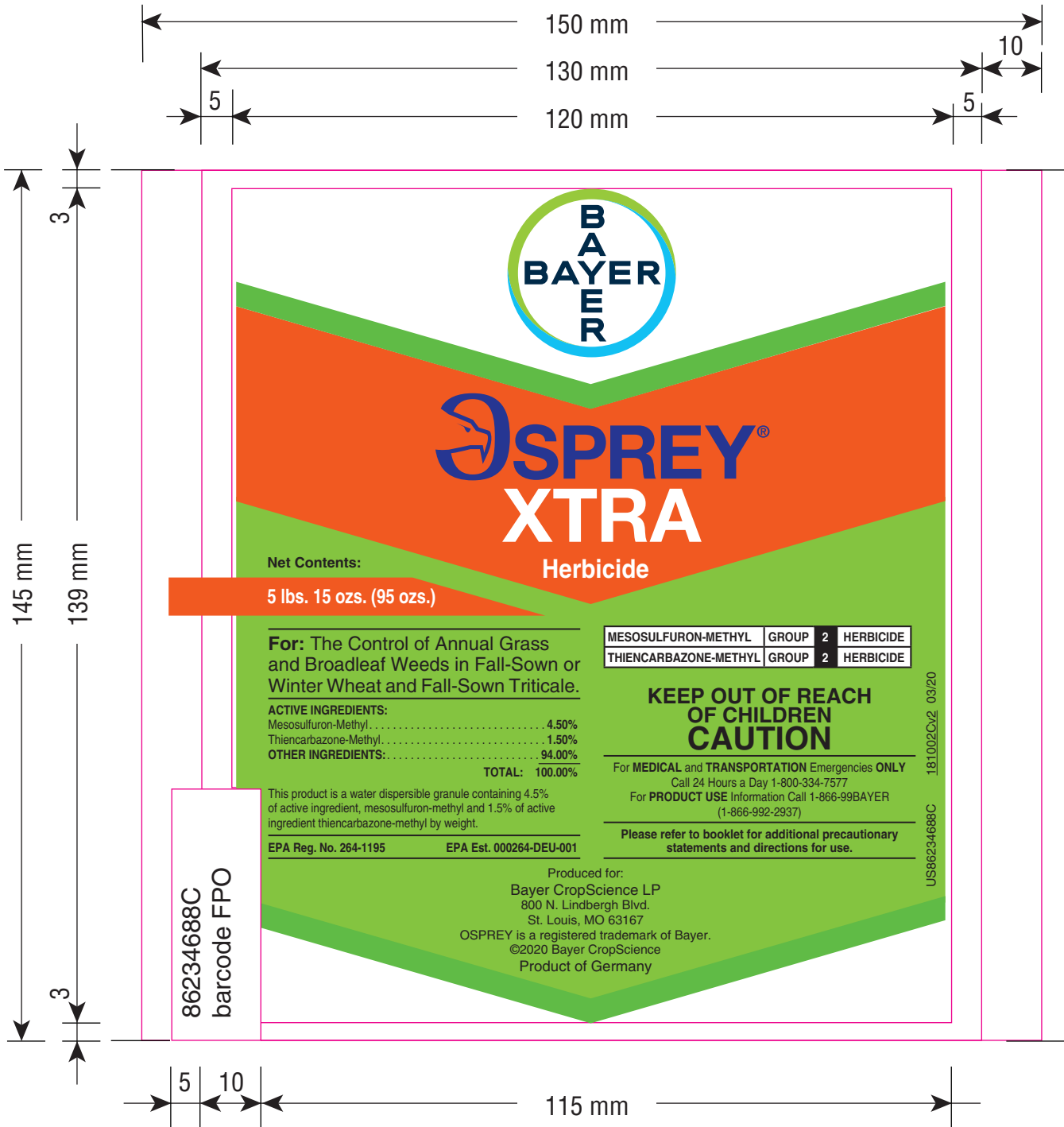


US86234688C (181002Cv2) LABMC OSPREY Xtra 5 lbs. 15 ozs. (95 ozs.) 03/11/20

colors: cmyk



130 mm

FIRST AID

| | |
|---|---|
| If Swallowed: | <ul style="list-style-type: none">• Immediately call a poison control center or doctor for treatment advice.• Do not induce vomiting unless told to do so by a poison control center or doctor.• Do not give anything by mouth to an unconscious person.• Have person sip a glass of water if able to swallow. |
| If in Eyes: | <ul style="list-style-type: none">• Hold eye open and rinse slowly and gently with water for 15-20 minutes.• Remove contact lenses, if present, after the first 5 minutes, and then continue rinsing.• Call a poison control center or doctor for treatment advice. |
| In case of emergency, call the toll-free Bayer CropScience Emergency Response telephone number: 1-800-334-7577. Have a product container or label with you when calling a poison control center or doctor, or going for treatment. | |

PRECAUTIONARY STATEMENTS

HAZARDS TO HUMANS AND DOMESTIC ANIMALS

CAUTION

- Harmful if swallowed.
- Causes moderate eye injury.
- Avoid contact with eyes or clothing.
- Wash thoroughly with soap and water after handling and before eating, drinking, chewing gum, using tobacco, or using the toilet.
- Remove and wash contaminated clothing before reuse.

PERSONAL PROTECTIVE EQUIPMENT (PPE)

Follow manufacturer's instructions for cleaning/maintaining PPE. If no such instructions for washables exist, use detergent and hot water. Keep and wash PPE separately from other laundry.

Applicators and other handlers must wear:

- Long-sleeved shirt and long pants, socks, shoes
- Waterproof gloves
- Protective eyewear (safety glasses)

ENGINEERING CONTROLS

When handlers use closed systems, enclosed cabs or aircraft in a manner that meets the requirements listed in the Worker Protection Standard (WPS) for agricultural pesticides [40 CFR 170.240 (d)(4-6)], the handler PPE requirements may be reduced or modified as specified in the WPS.

USER SAFETY RECOMMENDATIONS

- Users should wash hands before eating, drinking, chewing gum, using tobacco or using the toilet.
- Users should remove clothing/PPE immediately if pesticide gets inside. Then wash thoroughly and put on clean clothing.
- Users should remove PPE immediately after handling this product. Wash the outside of gloves before removing. As soon as possible, wash thoroughly and change into clean clothing.

145 mm

← 130 mm →

ENVIRONMENTAL HAZARDS

For terrestrial uses: Do not apply directly to water, or to areas where surface water is present or to intertidal areas below the mean high water mark. Do not contaminate water when disposing of equipment washwater or rinsate.

Groundwater: This chemical has properties and characteristics associated with chemicals detected in groundwater. This chemical may leach into groundwater if used in areas where soils are permeable, particularly where the water table is shallow.

Surface Water: This product may impact surface water quality due to runoff of rainwater. This is especially true for poorly draining soils and soils with shallow groundwater. This product is classified as having high potential for reaching surface water via runoff for several months or more after application. A level, well-maintained vegetative buffer strip between areas to which this product is applied and surface water features such as ponds, streams, and springs will reduce the potential loading of mesosulfuron-methyl from runoff water and sediment. Runoff of this product will be greatly reduced by avoiding applications when rainfall or irrigation is expected to occur within 48 hours.

Endangered Species Advisory/Protection Requirements

This product may have effects on federally listed threatened or endangered species or their critical habitat in some locations. When using this product, you must follow the measures contained in the Endangered Species Protection Bulletin for the county or parish in which you are applying the pesticide. To determine whether your county or parish has a Bulletin, and to obtain that Bulletin, consult <http://www.epa.gov/espp/>, or call 1-800-447-3813 no more than 6 months before using this product. Applicators must use Bulletins that are in effect in the month in which the pesticide will be applied. New Bulletins will generally be available from the above sources 6 months prior to their effective dates.

To avoid adverse effects on endangered dicot species, the following mitigation measures will be required where endangered species occur in Counties listed in the table below.

For ground applications, the applicator must:

- Apply when there is sustained wind away from native plant communities, OR
- Use low-pressure nozzles according to manufacturer's specifications that produce only coarse or very coarse droplets, OR
- Leave 50 foot untreated buffer between treatment area and native plant communities.

For aerial applications, the applicator must:

- Apply only when there is sustained wind away from native plant communities, OR
- Leave 350 foot untreated buffer between treatment area and native plants.

| <i>State</i> | <i>County</i> | <i>State</i> | <i>County</i> | <i>State</i> | <i>County</i> |
|----------------|-----------------------------|----------------|--|-------------------|---------------|
| Idaho | Idaho Lewis Nez Perce | Oregon | Benton Clackamas Lane Linn Marion Polk Union Wallowa Washington Yamhill | Washington | Asotin |
| | | | | | Chelan |
| Cowlitz | | | | | |
| Lewis | | | | | |
| Montana | Flathead Lake | Wyoming | Laramie | | |
| | | | Lincoln | | |
| | | | | | Spokane |
| | | | | | Whitman |

145 mm

130 mm

CONDITIONS OF SALE AND LIMITATIONS OF WARRANTY AND LIABILITY

Read the entire Directions for Use, Conditions, Disclaimer of Warranties and Limitations of Liability before using this product. If terms are not acceptable, return the unopened product container at once.

By using this product, user or buyer accepts the following Conditions, Disclaimer of Warranties and Limitations of Liability.

CONDITIONS: The directions for use of this product are believed to be adequate and must be followed carefully. However, it is impossible to eliminate all risks associated with the use of this product. Crop injury, ineffectiveness or other unintended consequences may result because of such factors as weather conditions, presence of other materials, or the manner of use or application, all of which are beyond the control of Bayer CropScience. To the extent consistent with applicable law, all such risks shall be assumed by the user or buyer.

DISCLAIMER OF WARRANTIES: TO THE EXTENT CONSISTENT WITH APPLICABLE LAW, BAYER CROPSCIENCE MAKES NO OTHER WARRANTIES, EXPRESS OR IMPLIED, OF MERCHANTABILITY OR OF FITNESS FOR A PARTICULAR PURPOSE OR OTHERWISE, THAT EXTEND BEYOND THE STATEMENTS MADE ON THIS LABEL. No agent of Bayer CropScience is authorized to make any warranties beyond those contained herein or to modify the warranties contained herein. TO THE EXTENT CONSISTENT WITH APPLICABLE LAW, BAYER CROPSCIENCE DISCLAIMS ANY LIABILITY WHATSOEVER FOR SPECIAL, INCIDENTAL OR CONSEQUENTIAL DAMAGES RESULTING FROM THE USE OR HANDLING OF THIS PRODUCT.

LIMITATIONS OF LIABILITY: TO THE EXTENT CONSISTENT WITH APPLICABLE LAW, THE EXCLUSIVE REMEDY OF THE USER OR BUYER FOR ANY AND ALL LOSSES, INJURIES OR DAMAGES RESULTING FROM THE USE OR HANDLING OF THIS PRODUCT, WHETHER IN CONTRACT, WARRANTY, TORT, NEGLIGENCE, STRICT LIABILITY OR OTHERWISE, SHALL NOT EXCEED THE PURCHASE PRICE PAID, OR AT BAYER CROP SCIENCE'S ELECTION, THE REPLACEMENT OF PRODUCT.

DIRECTIONS FOR USE

It is a violation of Federal law to use this product in a manner inconsistent with its labeling.

Read the entire label before using this product.

Do not apply this product in a way that will contact workers or other persons, either directly or through drift. Only protected handlers may be in the area during application. For any requirements specific to your State or Tribe, consult the agency responsible for pesticide regulation.

For important crop safety information, refer to the Use Directions section under the specific crop.

OSPREY® Xtra Herbicide is not registered for use in Minnesota.

AGRICULTURAL USE REQUIREMENTS

Use this product only in accordance with its labeling and with the Worker Protection Standard, 40 CFR part 170. This Standard contains requirements for the protection of agricultural workers on farms, forests, nurseries, and greenhouses, and handlers of agricultural pesticides. It contains requirements for training, decontamination, and emergency assistance. It also contains specific instructions and exceptions pertaining to the statements on this label about personal protective equipment (PPE), notification to workers, and restricted-entry interval. The requirements in this box only apply to uses of this product that are covered by the Worker Protection Standard.

(continued)

145 mm

130 mm

AGRICULTURAL USE REQUIREMENTS (continued)

Do not enter or allow worker entry into treated areas during the restricted entry interval (REI) of 4 hours.

PPE required for early entry to treated areas (that is permitted under the Worker Protection Standard and that involves contact with anything that has been treated, such as plants, soil, or water), is:

- Coveralls.
- Socks, shoes
- Waterproof gloves
- Protective eyewear

PRODUCT INFORMATION

OSPREY Xtra Herbicide:

- Is intended for application as a foliar spray in fall-sown or winter wheat or fall-sown triticale for the control of annual grass and broadleaf weeds. Best weed control is obtained when OSPREY Xtra Herbicide is applied to young actively growing weeds in vigorously growing fall sown or winter wheat that will shade competitive weeds.
- Is absorbed through the foliage of plants, rapidly inhibiting growth of susceptible weeds. Visual symptoms progress from yellowing to necrosis of the growing point and eventual plant death. Abnormal environmental conditions (excess soil moisture or drought, extreme cold weather) can influence crop tolerance and herbicidal activity and may cause temporary damage to the crop or reduce levels of weed control. This may result in weed stunting, rather than weed death. However, weed competition will be greatly reduced, and should permit normal crop development. Crop response may occur when frost occurs shortly after application to actively growing wheat.
- Is rainfast 4 hours after application to most weed species. Rainfall within 4 hours may result in reduced weed control.

USE RESTRICTIONS

- Do not apply OSPREY Xtra Herbicide to crops under sown with grass and legume species.
- Do not apply when wind causes drift to off-site vegetation as injury may occur. Small amounts of OSPREY Xtra Herbicide via drift or tank contamination can cause severe damage to crops other than wheat. Careful management of spray drift and tank cleanout is required.
- Buffer restrictions: A 25 foot buffer for ground applications, or a 200 foot buffer for aerial applications, must be maintained between the point of direct application and the closest downwind edge of sensitive terrestrial habitats (including grasslands, forested areas, shelter belts, woodlots, hedgerows, riparian areas and shrub lands), sensitive freshwater habitats (including lakes, rivers, sloughs, ponds, creeks, marshes, streams, reservoirs and wetlands) and estuarine/marine habitats.
- Do not apply in combination with Dicamba containing products as grass control will be reduced.
- Do not apply OSPREY Xtra Herbicide through any type of irrigation system.
- Do not drain or rinse equipment near desirable vegetation.
- Do not harvest wheat for grain or straw within 60 days after application in Montana, North Dakota, or South Dakota; and within 70 days in all other states.
- Do not apply OSPREY Xtra Herbicide within 30 days of harvesting or grazing wheat or triticale forage, and 60 days for hay, grain, and straw.
- Do not apply OSPREY Xtra Herbicide in tank mixture with malathion, mancozeb, Di-Syston or methyl parathion as unacceptable crop phytotoxicity may occur.

(continued)

145 mm

← 130 mm →

- Only make applications of OSPREY Xtra Herbicide in California from emergence to 2-tiller wheat (Feekes 5).
- Do not apply more than 0.053 pounds of mefenpyr-diethyl per acre per year.
- Do not make more than one application of OSPREY Xtra Herbicide per year.
- Do not apply more than 4.75 oz/acre of OSPREY Xtra Herbicide in one fall sown or winter wheat or fall sown triticale growing season.

Refer to the specific use directions and restrictions in each Crop Subgroup table.

USE PRECAUTIONS

- Applications should be made to actively growing weeds. Weed control may be reduced when weeds are under stress due to severe weather conditions, drought, very cold temperatures, etc. Weed control may be reduced if the herbicide application is made under dry, dusty conditions – especially in the wheel track areas.
- Applications of ammonium nitrogen fertilizer independent of those made with herbicides are commonly known as top-dress applications. Top-dress applications of ammonium nitrogen have been shown on occasion to result in transient leaf burn or stunting when applied within 14 days of an OSPREY Xtra Herbicide application.
- Avoid spray drift from treated areas. Refer to the Spray Drift section of this label for additional information.
- Non-target plants may be adversely affected if the pesticide is allowed to drift from areas of application. To prevent damage to crops and other desirable plants, read and follow all directions and precautions on this label before using.
- Environmental conditions which support vigorous growth of crop and weeds also result in highest herbicidal activity. Following application, symptoms of herbicidal activity may develop within several days. Speed of action depends on environmental conditions and increases with increasing temperature and moisture.
- Use adjuvants as specified on this label.

APPLICATION INSTRUCTIONS

Uniform, thorough spray coverage is important to achieve consistent weed control. The use of nozzles and spray pressure that deliver **MEDIUM** spray droplets as indicated in the nozzle manufacturer's catalogs and in accordance with ASAE Standard S-572.1 are highly recommended for optimum spray coverage and canopy penetration. Do not use flood-jet nozzles, controlled droplet application equipment, or cone nozzles. Use of certain nozzle types, as described in the **Spray Drift** section of this label, may result in reduced coverage and weed control.

Ground Application

OSPREY Xtra Herbicide can be applied broadcast in 10 or more gallons of water per acre. For weed control in dense weed canopies, use 15 or more gallons of water per acre. Weed infestations should be treated before they become competitive with the crop.

The use of 80-degree or 110-degree flat-fan nozzles is highly recommended for optimum spray coverage and canopy penetration. Use a spray pressure of 35 to 40 pounds per square inch (measured at the nozzle). Use screens that are 50 mesh or larger.

Do not apply this product through any type of irrigation system.

Aerial Application

Calibrate the spray equipment prior to use. OSPREY Xtra Herbicide should be applied in a minimum of 5 gallons of water per broadcast acre. The use of nozzles and spray pressure that deliver **MEDIUM** spray droplets as indicated in the nozzle manufacturer's catalogs and in accordance with ASAE Standard S-572 are highly recommended for optimum spray coverage and canopy penetration. DO NOT use raindrop nozzles. Aerial applications with this product should be made at a maximum height of 10 feet above the crop with low drift nozzles at a maximum pressure of 40 psi. Avoid application under conditions where uniform coverage cannot be obtained or where excessive spray drift may occur.

↑ 145 mm ↓

130 mm

Flagmen and loaders should avoid inhalation of spray mist and prolonged contact with skin.

See the **Spray Drift** section of this label for additional information on proper application of OSPREY Xtra Herbicide.

HERBICIDE RESISTANCE MANAGEMENT

For resistance management, OSPREY Xtra Herbicide is a Group 2 herbicide. Any weed population may contain or develop plants naturally resistant to OSPREY Xtra Herbicide and other Group 2 herbicides. The resistant biotypes may dominate the weed population if these herbicides are used repeatedly in the same field. Appropriate resistance management strategies should be followed.

To delay herbicide resistance take one or more of the following steps:

- Rotate the use of OSPREY Xtra Herbicide or other Group 2 herbicides within a growing season sequence or among growing seasons with different herbicide groups that control the same weeds in a field.
- Use tank mixtures with herbicides from a different group if such use is permitted; where information on resistance in target weed species is available, use the less resistance-prone partner at a rate that will control the target weed(s) equally as well as the more resistance-prone partner. Consult your local extension service or certified crop advisor if you are unsure as to which active ingredient is currently less prone to resistance.
- Adopt an integrated weed-management program for herbicide use that includes scouting and uses historical information related to herbicide use and crop rotation, and that considers tillage (or other mechanical control methods), cultural (e.g., higher crop seeding rates; precision fertilizer application method and timing to favor the crop and not the weeds), biological (weed-competitive crops or varieties) and other management practices.
- Scout after herbicide application to monitor weed populations for early signs of resistance development. Indicators of possible herbicide resistance include: (1) failure to control a weed species normally controlled by the herbicide at the dose applied, especially if control is achieved on adjacent weeds; (2) a spreading patch of non-controlled plants of a particular weed species; (3) surviving plants mixed with controlled individuals of the same species. If resistance is suspected, prevent weed seed production in the affected area by an alternative herbicide from a different group or by a mechanical method such as hoeing or tillage. Prevent movement of resistant weed seeds to other fields by cleaning harvesting and tillage equipment when moving between fields, and planting clean seed.
- If a weed pest population continues to progress after treatment with this product, discontinue use of this product, and switch to another management strategy or herbicide with a different mode of action, if available.
- Contact your local extension specialist or certified crop advisors for additional pesticide resistance-management and/or integrated weed-management recommendations for specific crops and weed biotypes.
- For further information or to report suspected resistance contact Bayer CropScience at 1-866-99BAYER (1-866-992-2937). You can also contact your pesticide distributor or university extension specialist to report resistance.

SPRAY DRIFT

Ground Applications

- Apply with the nozzle height recommended by the manufacturer, but no more than 3 feet above the vegetative canopy.
- For all other applications, applicators are required to use a Medium or coarser droplet size (ASABE S572.1).
- Do not apply when wind speeds exceed 10 miles per hour at the application site.
- Do not apply during temperature inversions.

(continued)

145 mm

130 mm

Ground Applications (continued)

- Buffer restrictions: A 25 foot buffer for ground applications, or a 200 foot buffer for aerial applications, must be maintained between the point of direct application and the closest downwind edge of sensitive terrestrial habitats (including grasslands, forested areas, shelter belts, woodlots, hedgerows, riparian areas and shrub lands), sensitive freshwater habitats (including lakes, rivers, sloughs, ponds, creeks, marshes, streams, reservoirs and wetlands) and estuarine/marine habitats.

Aerial Applications

- Do not release spray at a height greater than 10 ft above the vegetative canopy, unless a greater application height is necessary for pilot safety.
- For all other applications, applicators are required to use a Medium or coarser droplet size (ASABE S572.1).
- The boom length must not exceed 65% of the wingspan for airplanes or 75% of the rotor blade diameter for helicopters.
- Applicators must use ½ swath displacement upwind at the downwind edge of the field.
- Nozzles must be oriented so the spray is directed toward the back of the aircraft.
- Do not apply when wind speeds exceed 10 miles per hour at the application site.
- Do not apply during temperature inversions.

Spray Drift Advisories

THE APPLICATOR IS RESPONSIBLE FOR AVOIDING OFF-SITE SPRAY DRIFT. BE AWARE OF NEARBY NON-TARGET SITES AND ENVIRONMENTAL CONDITIONS.

Importance Of Droplet Size

An effective way to reduce spray drift is to apply large droplets. Use the largest droplets that provide target pest control. While applying larger droplets will reduce spray drift, the potential for drift will be greater if applications are made improperly or under unfavorable environmental conditions.

Ground Boom

Controlling Droplet Size

- Volume - Increasing the spray volume so that larger droplets are produced will reduce spray drift. Use the highest practical spray volume for the application. If a greater spray volume is needed, consider using a nozzle with a higher flow rate.
- Pressure - Use the lowest spray pressure recommended for the nozzle to produce the target spray volume and droplet size.
- Spray Nozzle - Use a spray nozzle that is designed for the intended application. Consider using nozzles designed to reduce drift.

Boom Height

- Use the lowest boom height that is compatible with the spray nozzles that will provide uniform coverage. For ground equipment, the boom should remain level with the crop and have minimal bounce.

Aircraft

Controlling Droplet Size

- Adjust Nozzles - Follow nozzle manufacturer's recommendations for setting up nozzles. Generally, to reduce fine droplets, nozzles should be oriented parallel with the airflow in flight.

Release Height

- Higher release heights increase the potential for spray drift. When applying aurally to crops, do not release spray at a height greater than 10 ft above the crop canopy, unless a greater application height is necessary for pilot safety.

145 mm

130 mm

Shielded Sprayers

Shielding the boom or individual nozzles can reduce spray drift. Consider using shielded sprayers. Verify that the shields are not interfering with the uniform deposition of the spray on the target area.

Temperature And Humidity

When making applications in hot and dry conditions, use larger droplets to reduce effects of evaporation.

Temperature Inversions

Drift potential is high during a temperature inversion. Temperature inversions are characterized by increasing temperature with altitude and are common on nights with limited cloud cover and light to no wind. The presence of an inversion can be indicated by ground fog or by the movement of smoke from a ground source or an aircraft smoke generator. Smoke that layers and moves laterally in a concentrated cloud (under low wind conditions) indicates an inversion, while smoke that moves upward and rapidly dissipates indicates good vertical air mixing. Avoid applications during temperature inversions.

Wind

Drift potential generally increases with wind speed. AVOID APPLICATIONS DURING GUSTY WIND CONDITIONS. Applicators need to be familiar with local wind patterns and terrain that could affect spray drift.

Non-target Organism Advisory Statement

This product is toxic to plants and may adversely impact the forage and habitat of non-target organisms, including pollinators, in areas adjacent to the treated area. Protect the forage and habitat of non-target organisms by minimizing spray drift. For further guidance and instructions on how to minimize spray drift, refer to the Spray Drift section of this label.

Windblown Soil Particles

OSPREY Xtra Herbicide has the potential to move off-site due to wind erosion. Soils that are subject to wind erosion usually have a high silt and/or fine to very fine sand fractions and low organic matter content. Other factors which can affect the movement of windblown soil include the intensity and direction of prevailing winds, vegetative cover, site slope, rainfall, and drainage patterns. Avoid applying OSPREY Xtra Herbicide if prevailing local conditions may be expected to result in off-site movement.

MIXING, COMPATIBILITY TESTING AND TANK MIX PARTNERS

OSPREY Xtra Herbicide must be applied with clean and properly calibrated equipment. Prior to adding OSPREY Xtra Herbicide to the spray tank, ensure that the spray tank, filters, and nozzles have been thoroughly cleaned.

It is the pesticide user's responsibility to ensure that all products are registered for the intended use. Read and follow the applicable restrictions and limitations and directions for use on all product labels involved in tank mixing. Users must follow the most restrictive directions for use and precautionary statements of each product in the tank mixture.

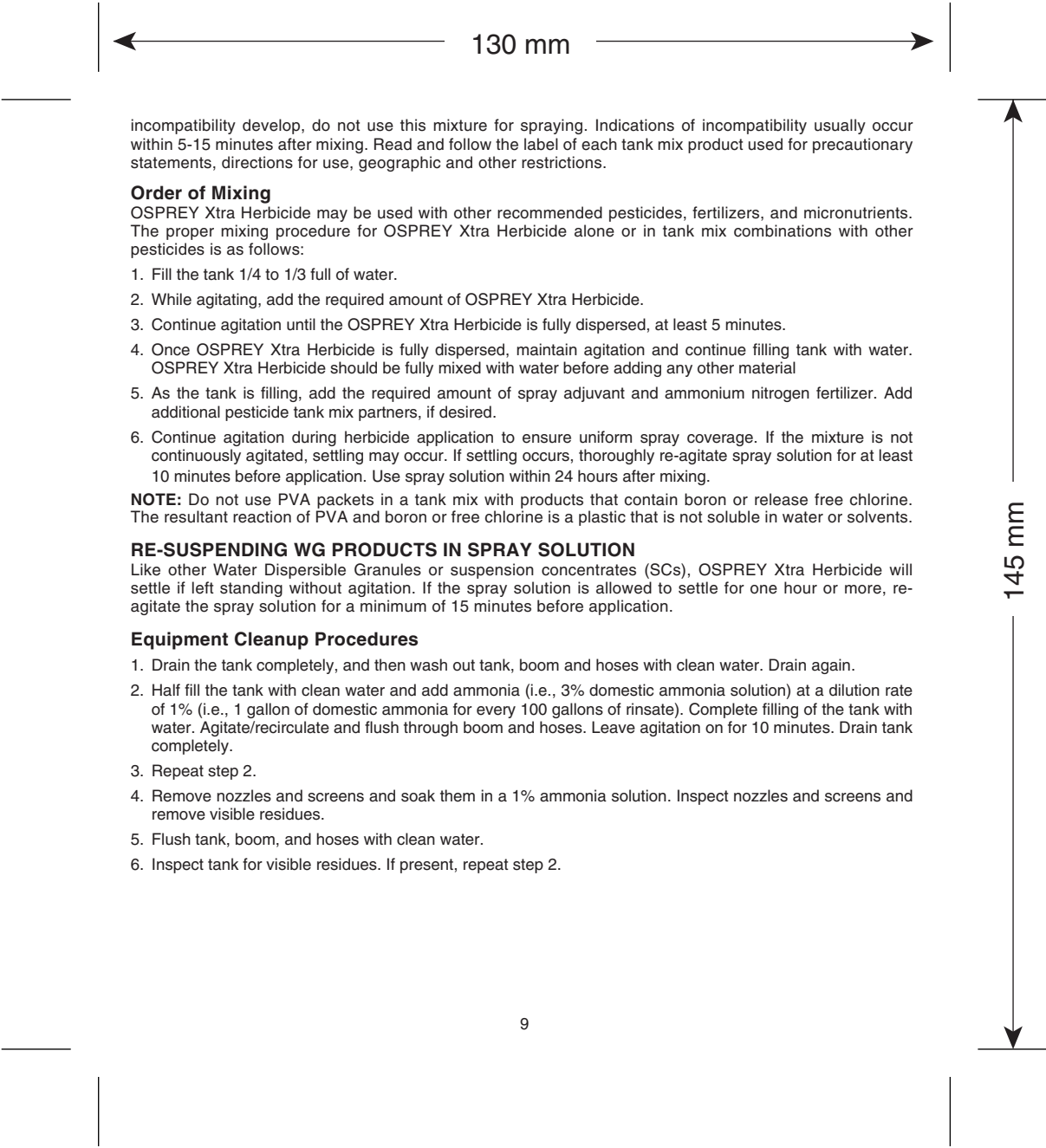
Compatibility

OSPREY Xtra Herbicide is physically and biologically compatible with many registered pesticides and fertilizers or micronutrients. However, there is potential for adverse chemical reactions. It is impossible to determine physical, biological, and plant compatibility for all scenarios that may be encountered; therefore, it is recommended that users determine the chemical, physical, biological and plant compatibility of such mixes prior to making applications on a broad commercial scale.

If OSPREY Xtra Herbicide is to be tank mixed with other products, compatibility should be tested prior to mixing. To test for compatibility, use a small container and mix a small amount (0.5 to 1 qt) of spray solution, combining all ingredients in the same ratio as the anticipated use. If any indications of physical

(continued)

145 mm



130 mm

incompatibility develop, do not use this mixture for spraying. Indications of incompatibility usually occur within 5-15 minutes after mixing. Read and follow the label of each tank mix product used for precautionary statements, directions for use, geographic and other restrictions.

Order of Mixing

OSPREY Xtra Herbicide may be used with other recommended pesticides, fertilizers, and micronutrients. The proper mixing procedure for OSPREY Xtra Herbicide alone or in tank mix combinations with other pesticides is as follows:

1. Fill the tank 1/4 to 1/3 full of water.
2. While agitating, add the required amount of OSPREY Xtra Herbicide.
3. Continue agitation until the OSPREY Xtra Herbicide is fully dispersed, at least 5 minutes.
4. Once OSPREY Xtra Herbicide is fully dispersed, maintain agitation and continue filling tank with water. OSPREY Xtra Herbicide should be fully mixed with water before adding any other material
5. As the tank is filling, add the required amount of spray adjuvant and ammonium nitrogen fertilizer. Add additional pesticide tank mix partners, if desired.
6. Continue agitation during herbicide application to ensure uniform spray coverage. If the mixture is not continuously agitated, settling may occur. If settling occurs, thoroughly re-agitate spray solution for at least 10 minutes before application. Use spray solution within 24 hours after mixing.


NOTE: Do not use PVA packets in a tank mix with products that contain boron or release free chlorine. The resultant reaction of PVA and boron or free chlorine is a plastic that is not soluble in water or solvents.

RE-SUSPENDING WG PRODUCTS IN SPRAY SOLUTION

Like other Water Dispersible Granules or suspension concentrates (SCs), OSPREY Xtra Herbicide will settle if left standing without agitation. If the spray solution is allowed to settle for one hour or more, re-agitate the spray solution for a minimum of 15 minutes before application.

Equipment Cleanup Procedures

1. Drain the tank completely, and then wash out tank, boom and hoses with clean water. Drain again.
2. Half fill the tank with clean water and add ammonia (i.e., 3% domestic ammonia solution) at a dilution rate of 1% (i.e., 1 gallon of domestic ammonia for every 100 gallons of rinsate). Complete filling of the tank with water. Agitate/recirculate and flush through boom and hoses. Leave agitation on for 10 minutes. Drain tank completely.
3. Repeat step 2.
4. Remove nozzles and screens and soak them in a 1% ammonia solution. Inspect nozzles and screens and remove visible residues.
5. Flush tank, boom, and hoses with clean water.
6. Inspect tank for visible residues. If present, repeat step 2.



ROTATIONAL CROP RESTRICTIONS

If a crop is not specified in the following table, conduct a field bioassay as described in the **FIELD BIOASSAY** section.

| Crop | Rotational Interval | |
|------------------|-------------------------------------|-----------|
| Wheat | 3 Months | |
| Triticale | | |
| Soybean | | |
| Rice | Bioassay and no less than 3 months | |
| Cotton | Bioassay and no less than 4 months | |
| Peanuts | | |
| Barley | | |
| Sunflower | 9 Months | |
| Dry Beans | | |
| Lentils | | |
| Chickpea | | |
| Peas | | |
| Corn | | |
| Sorghum | | |
| Sugar Beets | | 10 Months |
| Alfalfa | | |
| Flax | | |
| Mustard | | |
| Canary seed | | |
| Oats, Spring | | |
| Safflower | | |
| Timothy | | |
| Canola | | |
| Leafy Vegetables | Bioassay and no less than 10 months | |
| Potatoes | 18 Months | |
| All Other Crops | Bioassay | |

Field Bioassay / Small Scale Bioassay

A field bioassay must be completed before rotating to a crop other than those specified in the “Rotational Crop Restrictions” section of this label. To conduct an effective field bioassay, grow strips of the crop(s) you intend to grow the following season in a field previously treated with Osprey Xtra Herbicide. The test strips should be placed in a controlled area and should include low areas and knolls, and include variations in soil such as type and pH. Crop response to the bioassay will determine if the crop(s) grown in the test strips can be grown safely in the areas previously treated with Osprey Xtra Herbicide.

130 mm

WEEDS CONTROLLED & SUPPRESSED

OSPREY Xtra Herbicide is a post-emergent herbicide with best results being obtained when applications are made to young actively growing weeds. See weed tables for appropriate application timing and weed size. Treat heavy weed infestations before they become competitive with the crop.

Rate Tables for Weed Control & Suppression

Apply OSPREY Xtra Herbicide at a rate of 4.75 ounces per acre in fall sown or winter wheat or fall sown triticale. Weed control at selected weed heights and stages is shown in the following tables.

| GRASS WEEDS | | | |
|---|---------------------------------------|---|---------------------------------------|
| Controlled | | Suppressed | |
| Common Name (Genus/Species) | Growth Stage/Height | Common Name (Genus/Species) | Growth Stage/Height |
| | 4.75 oz/Acre OSPREY Xtra Herbicide | | 4.75 oz/Acre OSPREY Xtra Herbicide |
| Blackgrass (<i>Alopecurus myosuroides</i>) | 1-leaf to 2-tiller | Bluegrass, bulbous (<i>Poa bulbosa</i>) | 1-leaf to prior to boot-stage |
| Bluegrass, annual (<i>Poa annua</i>) | 1-leaf to 2-tiller | Brome, soft (<i>Bromus hordeaceus</i>) | 1-leaf to 2-tiller |
| Bluegrass, roughstalk (<i>Poa trivialis</i>) | 1-leaf to 2-tiller | Brome, ripgut (<i>Bromus rigidus</i>) | 1-leaf to 2-tiller |
| Bluegrass, Kentucky (<i>Poa pratensis</i>) | 1-leaf to 2-tiller | Brome, downy (<i>Bromus tectorum</i>) | 1-leaf to 2-tiller |
| Canarygrass, hood,* (<i>Phalaris paradoxa</i>) | 1-leaf to 2-tiller | Brome, Japanese (<i>Bromus japonicus</i>) | 1-leaf to 2-tiller |
| Canarygrass, littleseed,* (<i>Phalaris minor</i>) | 1-leaf to 2-tiller | Cheat (<i>Bromus secalinus</i>) | 1-leaf to 2-tiller |
| Darnel, Persian,* (<i>Lolium persicum</i>) | 1-leaf to 2-tiller | Hairy chess (<i>Bromus commutatus</i>) | 1-leaf to 2-tiller |
| Ryegrass, annual/Italian, (<i>Lolium multiflorum</i>) | 1-leaf to 2-tiller | Fescue, Rattail (<i>Vulpia myuros</i>) | 1-leaf to 2-tiller |
| Wild oat,* (<i>Avena fatua</i>) | 1-leaf to 2-tiller | Goatgrass, jointed (<i>Aegilops cylindrica</i>) | 1-leaf to 2-tiller |
| Windgrass,* (<i>Apera spica-venti</i> & <i>Apera interrupta</i>) | Up to 3 inches | Quackgrass (<i>Elytrigia repens</i>) | 1-leaf to 2-tiller |
| | | Ventenata (<i>Ventenata dubia</i>) | 1-leaf to 2-tiller |
| *For fields with infestations of wild oat, windgrass, Persian darnel, or canarygrass only, 3.2 oz/A of OSPREY Xtra Herbicide may be used. | | Suppressed weeds will be stunted in growth and/or be reduced in number as compared to non-treated areas but performance may not be commercially acceptable. | |

145 mm

130 mm

| BROADLEAF WEEDS | | | |
|---|---|---|---|
| Controlled | | Suppressed | |
| Common Name (Genus/Species) | Height | Common Name (Genus/Species) | Height |
| | 4.75 oz/Acre OSPREY Xtra Herbicide | | 4.75 oz/Acre OSPREY Xtra Herbicide |
| Mustard, tumble (<i>Sisymbrium altissimum</i>) | 1 - 4 inches | Chickweed, common (<i>Stellaria media</i>) | 1 - 2 inches |
| Mustard, wild (<i>Brassica kaber</i>) | 1 - 2 inches | Henbit (<i>Lamium amplexicaule</i>) | 1 - 2 inches |
| Pennycress, field (<i>Thlaspi arvense</i>) | 1 - 4 inches | Pigweed, redroot (<i>Amaranthus retroflexus</i>) | 1 - 2 inches |
| Radish, wild (<i>Raphanus raphanistrum</i>) | 1 - 2 inches | Suppressed weeds will be stunted in growth and/or be reduced in number as compared to non-treated areas but performance may not be commercially acceptable. | |
| Volunteer Canola (<i>Brassica napus & Brassica rapa</i>) | 1 - 2 inches | | |

SPECIFIC USE DIRECTIONS

FALL-SOWN OR WINTER WHEAT & FALL-SOWN TRITICALE

Application Rate and Timing

Apply OSPREY Xtra Herbicide to fall-sown or winter wheat or fall-sown triticale from emergence up to the jointing stage of growth.

Specific Regional Directions:

- In California, apply OSPREY Xtra Herbicide from emergence to 2-tiller wheat (Feekes 5).
- In Idaho, Oregon, Washington, and Montana, OSPREY Xtra Herbicide may be applied from emergence up to the 2-node stage of wheat and fall sown triticale.

Tank Mix Recommendations

- OSPREY Xtra Herbicide may be tank mixed with the herbicides listed below to provide broad-spectrum weed control.
- When using OSPREY Xtra Herbicide in tank mix combinations, follow the precautions and directions of the most restrictive label.
- OSPREY Xtra Herbicide contains 0.091 pounds of mefenpyr-diethyl per pound of product.
- Applying the maximum-labeled rate of OSPREY Xtra Herbicide delivers 0.027 lbs of mefenpyr-diethyl per acre.
- It is recommended that herbicides not specifically listed on this label for tank mixing with OSPREY Xtra Herbicide be applied sequentially, 5 days prior to or 5 days after an OSPREY Xtra Herbicide treatment.
- Abnormally large temperature fluctuations between daytime highs and nighttime lows at the time of application may influence crop tolerance. Frost occurrence the night before or within two days after application may increase crop response. These effects can be quite marked when OSPREY Xtra Herbicide is tank mixed with EC (Emulsifiable Concentrate) partners. Consult with your Bayer CropScience representative for further guidance concerning tank mixes under these conditions.
- In Washington, Oregon and Idaho: When tank mixing OSPREY Xtra Herbicide with an EC broadleaf herbicide, reduce the NIS rate from 0.5% to 0.25%.
- Refer to the appropriate label of each tank mix partner for instructions regarding application rates required to control weeds not listed on this label.

It is the pesticide user's responsibility to ensure that all products are registered for the intended use. Read and follow the applicable restrictions and limitations and directions for use on all product labels involved in tank mixing. Users must follow the most restrictive directions for use and precautionary statements of each product in the tank mixture.

145 mm

130 mm

Possible Tank Mix Partners for Additional Weed Control

| | | |
|--|--------------------------------------|------------------------------|
| Affinity™/Affinity Broadspec | Finesse | Peak® |
| Ally®/Ally® EXtra Herbicide | Harmony®/Harmony® EXtra Herbicide XP | Starane™/Starane NXT/Starane |
| Amber® | Huskie® | Flex |
| Buctril® Herbicide ¹ | MCP ester/MCP amine ² | Stinger™ |
| Bronate Advanced® Herbicide ¹ | Sentrallas™ | WideMatch |
| Express® | Olympus | |

Consult appropriate label of each tank mix partner for exact application rates required to control weeds not listed on this label.

Tank mixes must be used in accordance with the most restrictive label limitations and precautions.

¹ Equivalent bromoxynil products may be substituted in a tank mix for these products.

² Various formulations of MCP Ester/Amine may be tank mixed at manufacturers labeled rates.

Follow label restrictions for MCPA application and wheat stage of growth. Increased crop response or reduced grass control may occur when adding MCP amine to OSPREY Xtra Herbicide.

Tank Mixtures for Disease Control

OSPREY Xtra Herbicide may be applied in combination with Stratego®, Tilt®, Priaxor™, Trivapro®, or Topsin® M 70WP fungicides for weed and disease control. Refer to the specific fungicide label for use directions, application rates, restrictions and a list of diseases controlled.

Tank Mixtures for Insect Control

OSPREY Xtra Herbicide may be applied with Baythroid XL, Warrior® Insecticide with Zeon Technology or Z-Cype 0.8 EC Insecticide. Refer to the specific insecticide label for use directions, application rates, restrictions and a list of insects controlled.

Tank Mix Precautions

Always follow the label instructions of the tank mix partner as well as OSPREY Xtra Herbicide. Check the compatibility of OSPREY Xtra Herbicide and the tank mix partner by mixing all components in the order specified in the **Order of Mixing** section, including adjuvants and water, into a small separate container in order to evaluate compatibility prior to adding them to the tank.

Spray Additives

OSPREY Xtra Herbicide is a water dispersible granule that does not include an adjuvant. A recommended adjuvant must be tank mixed with OSPREY Xtra Herbicide according to the guidelines as described in the **Order of Mixing** section.

Do not use additives that alter the spray solution below 6.0 pH. Best results are obtained at spray solution pH of 6.0 – 8.0. Organosilicone-based surfactants or crop oil concentrate surfactants are not recommended for use with OSPREY Xtra Herbicide.

Non-ionic Surfactant (NIS) + Ammonium Nitrogen Fertilizer (in water carrier solutions)

Use a non-ionic surfactant at a concentration of 0.5% v/v (2 qt per 100 gallons of spray solution) with ammonium nitrogen fertilizer. At least 80% of the surfactant product must be active non-ionic surfactant. Avoid products that do not accurately define their ingredients. Products must contain only EPA-exempt ingredients (40 CFR 1001).

Use a spray grade quality urea ammonium nitrogen fertilizer (20-0-0 to 32-0-0 at 1 – 2 qt/acre) or ammonium sulfate fertilizer (21-0-0-24 at 1.5 – 3 lbs/acre).

Fluid Fertilizer Carrier Solution Applications

OSPREY Xtra Herbicide provides consistent performance when applied with water as the spray carrier and a non-ionic surfactant is added to the spray solution. However, OSPREY Xtra Herbicide may be applied using a liquid nitrogen solution (28-0-0 or 30-0-0 or 32-0-0) as the spray carrier. The fertilizer spray solution should not exceed 15% liquid

(continued)

145 mm

130 mm

nitrogen (1.5 gallons of liquid nitrogen in 10 gallons of spray solution per acre). A non-ionic surfactant at a maximum concentration of 0.25% v/v (1 quart per 100 gallons of spray solution) is required in spray solutions containing liquid nitrogen carrier.

Due to the activity of fertilizer on the crop, temporary injury may result when liquid nitrogen is used as a spray carrier. Crop response symptoms due to the use of liquid nitrogen as a spray carrier may include discoloration, and leaf burn.

Fluid Fertilizer Carrier Solution Applications: Washington, Oregon and Idaho Only

Apply OSPREY Xtra Herbicide by ground only from emergence up to the second node of crop development in spray solutions containing liquid nitrogen carrier.

Use 3.2 – 4.75 ounces OSPREY Xtra Herbicide /acre by ground in tank mixture with 0.25% v/v non-ionic surfactant up to 3 gallons of liquid nitrogen (20-0-0 to 32-0-0) in a minimum 10-gallon mix per acre.

STORAGE AND DISPOSAL

Do not contaminate water, food, or feed by storage or disposal.

Pesticide storage

Store in a cool, dry place.

Pesticide disposal

Wastes resulting from the use of this product must be disposed of on site or at an approved waste disposal facility.

Container handling

Non-Seed Treatment Products in Non-Refillable Containers

Rigid, Non-refillable containers (equal to or less than 5 gallons)

Non-refillable container. Do not reuse or refill this container. Offer for recycling, if available. Triple rinse or pressure rinse container (or equivalent) promptly after emptying. Triple rinse as follows: Empty the remaining contents into application equipment or a mix tank and drain for 10 seconds after the flow begins to drip. Fill the container 1/4 full with water and recap. Shake for 10 seconds. Pour rinsate into application equipment or a mix tank or store rinsate for later use or disposal. Drain for 10 seconds after the flow begins to drip. Repeat this procedure two more times.

Pressure rinse as follows: Empty the remaining contents into application equipment or a mix tank and continue to drain for 10 seconds after the flow begins to drip. Hold container upside down over application equipment or mix tank or collect rinsate for later use or disposal. Insert pressure rinsing nozzle in the side of the container, and rinse at about 40 PSI for at least 30 seconds. Drain for 10 seconds after the flow begins to drip.

Once container is rinsed, offer for recycling if available or puncture and dispose of in a sanitary landfill.

Baythroid XL, Bronate Advanced, Buctril, Huskie, Olympus, Stratego and Varro are registered trademarks of Bayer.

Affinity, Ally, Ally EXtra Herbicide, Finesse, Express, Harmony EXtra Herbicide, Harmony, and Sentrallas are registered trademarks of E.I. DuPont de Nemours Company.

Topsin is a registered trademark of Cerexagri, Inc.

Starane, Starane Flex, Starane NXT, Stinger, and Widematch are trademarks of Dow AgroSciences LLC.

Amber, Tilt, Warrior, Peak, and Trivapro are registered trademarks of Syngenta Crop Protection, Inc.

Priaxor is a registered trademark of BASF Corporation.

Osprey is a registered trademark of Bayer CropScience.

Bayer

145 mm

150 mm

145 mm

OSPREY® Xtra Herbicide

For: The Control of Annual Grass and Broadleaf Weeds in Fall-Sown or Winter Wheat and Fall-Sown Triticale.

ACTIVE INGREDIENTS:

| | |
|---------------------------------|----------------|
| Mesosulfuron-Methyl..... | 4.50% |
| Thiencarbazone-Methyl..... | 1.50% |
| OTHER INGREDIENTS: | 94.00% |
| TOTAL: | 100.00% |

This product is a water dispersible granule containing 4.5% of active ingredient, mesosulfuron-methyl and 1.5% of active ingredient thiencarbazone-methyl by weight.

EPA Reg. No. 264-1195 EPA Est. 000264-DEU-001

KEEP OUT OF REACH OF CHILDREN CAUTION

For **MEDICAL** and **TRANSPORTATION** Emergencies **ONLY**
Call 24 Hours a Day 1-800-334-7577
For **PRODUCT USE** Information Call 1-866-99BAYER
(1-866-992-2937)

Please refer to booklet for additional precautionary statements and directions for use.

FIRST AID

| | |
|--|--|
| If Swallowed: | <ul style="list-style-type: none"> Immediately call a poison control center or doctor for treatment advice. Do not induce vomiting unless told to do so by a poison control center or doctor. Do not give anything by mouth to an unconscious person. Have person sip a glass of water if able to swallow. |
| If in Eyes: | <ul style="list-style-type: none"> Hold eye open and rinse slowly and gently with water for 15-20 minutes. Remove contact lenses, if present, after the first 5 minutes, and then continue rinsing. Call a poison control center or doctor for treatment advice. |
| <p>In case of emergency, call the toll-free Bayer CropScience Emergency Response telephone number: 1-800-334-7577. Have a product container or label with you when calling a poison control center or doctor, or going for treatment.</p> | |

| | | | |
|-----------------------|-------|---|-----------|
| MESOSULFURON-METHYL | GROUP | 2 | HERBICIDE |
| THIENCARBAZONE-METHYL | GROUP | 2 | HERBICIDE |

PRECAUTIONARY STATEMENTS

HAZARDS TO HUMANS AND DOMESTIC ANIMALS

CAUTION

- Harmful if swallowed.
- Causes moderate eye injury.
- Avoid contact with eyes or clothing.
- Wash thoroughly with soap and water after handling and before eating, drinking, chewing gum, using tobacco, or using the toilet.
- Remove and wash contaminated clothing before reuse.

STORAGE AND DISPOSAL

Do not contaminate water, food, or feed by storage or disposal.

Pesticide storage

Store in a cool, dry place.

Pesticide disposal

Wastes resulting from the use of this product must be disposed of on site or at an approved waste disposal facility.

Container handling

Non-Seed Treatment Products in Non-Refillable Containers

Rigid, Non-refillable containers (equal to or less than 5 gallons)

Non-refillable container. Do not reuse or refill this container. Offer for recycling, if available. Triple rinse or pressure rinse container (or equivalent) promptly after emptying. Triple rinse as follows: Empty the remaining contents into application equipment or a mix tank and drain for 10 seconds after the flow begins to drip. Fill the container 1/4 full with water and recap. Shake for 10 seconds. Pour rinsate into application equipment or a mix tank or store rinsate for later use or disposal. Drain for 10 seconds after the flow begins to drip. Repeat this procedure two more times.

Pressure rinse as follows: Empty the remaining contents into application equipment or a mix tank and continue to drain for 10 seconds after the flow begins to drip. Hold container upside down over application equipment or mix tank or collect rinsate for later use or disposal. Insert pressure rinsing nozzle in the side of the container, and rinse at about 40 PSI for at least 30 seconds. Drain for 10 seconds after the flow begins to drip.

Once container is rinsed, offer for recycling if available or puncture and dispose of in a sanitary landfill.

Bayer CropScience LP
800 N. Lindbergh Blvd.
St. Louis, MO 63167
OSPREY is a registered trademark of Bayer.
©2020 Bayer CropScience
US86234688C 181002Cv2 03/20

NET CONTENTS: 5 lbs. 15 ozs. (95 ozs.)